

ACCOMMODATIONS SYMBOL LEGEND

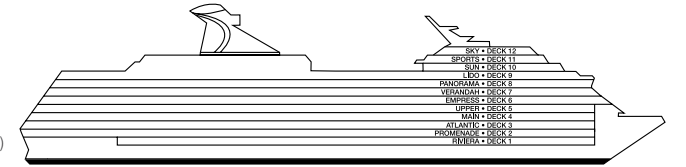
- ★ 2 Twin Beds (convert to King) and Single Sofa Bed
- 2 Twin Beds (convert to King) and 1 Upper Pullman
- 2 Twin Beds (convert to King) and 2 Upper Pullmans

- 2 Twin Beds (convert to King), Single Sofa Bed and 1 Upper Pullman
- † 2 Twin Beds (convert to King) and Double Sofa Bed
- △ Interconnecting staterooms (ideal for families and groups of friends)
- 🚭 All accommodations are non-smoking.

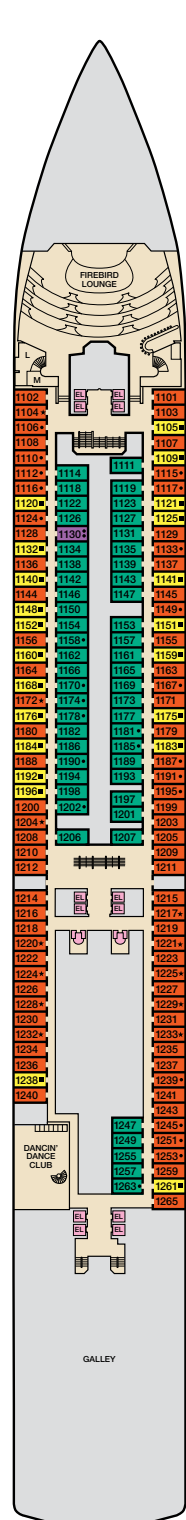
The following staterooms are modified for wheelchair users:
 4202; 4203; 4205; 4207; 5238; 5245; 6101; 6102; 6182; 6234;
 6281; 7101; 7102; 7260; 7303; 8234; 8239. Stateroom features
 and layouts may vary. Deck plan is subject to change.
 Please contact the Carnival Reservations Department, Guest
 Services, at Australia 13 31 94 or New Zealand 0800 442 095,
 for details.

CATEGORIES

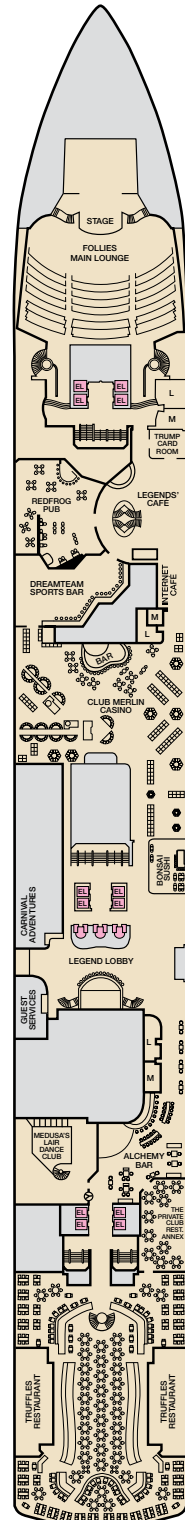
- 4A 4B 4C 4D 4E Interior
- 44 45 Interior Quad
- 4K Interior with Window (obstructed views)
- 46 Interior with Window Quad (obstructed views)
- 6A Ocean View
- 64 Ocean View Quad
- 7A Balcony (obstructed views)
- 74 Balcony Quad (obstructed views)
- 8A 8C 8D 8F Balcony
- 84 85 Balcony Quad
- 8J 8K Extended Balcony
- 86 Extended Balcony Quad
- 8M 8N Aft-View Extended Balcony
- 9A Premium Balcony (obstructed views)
- 9B Premium Balcony
- 9S Junior Suite
- 0S Ocean Suite
- 04 Ocean Suite Quad
- V5 Vista Suite
- G5 Grand Suite



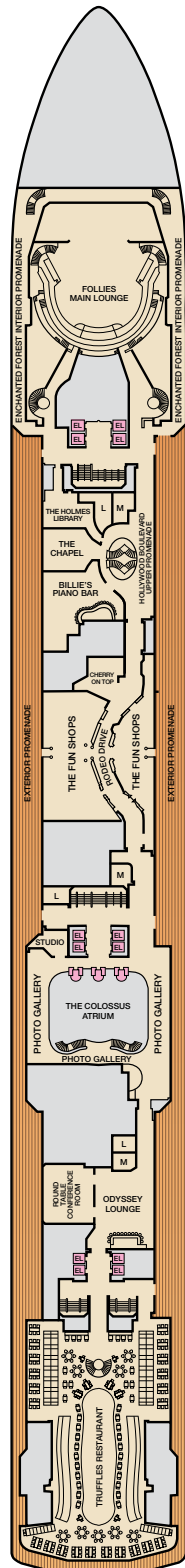
Gross Tonnage: 88,500 Length: 294 Metres Beam: 32 Metres
 Cruising Speed: 22 Knots Guest Capacity: 2,124 (Double Occupancy)
 Total Staff: 930 Registry: Malta



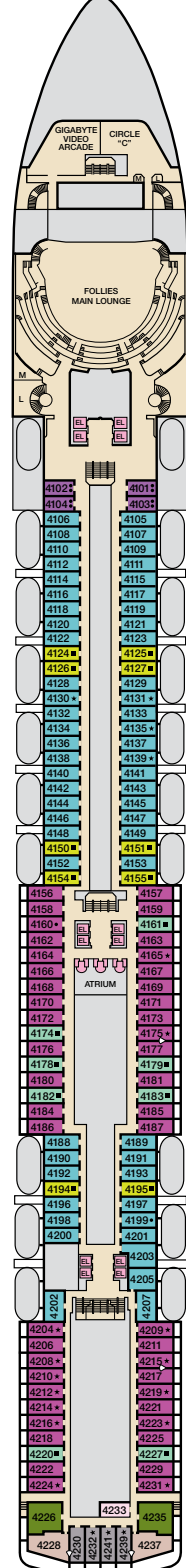
Riviera • Deck 1



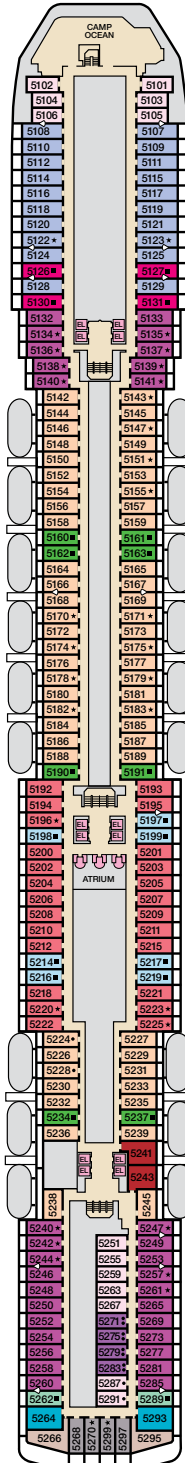
Promenade • Deck 2



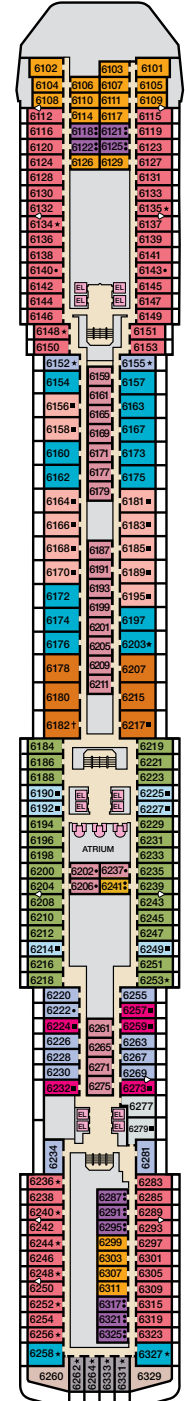
Atlantic • Deck 3



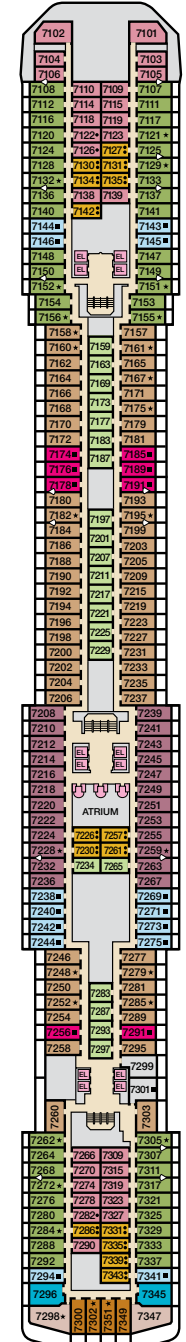
Main • Deck 4



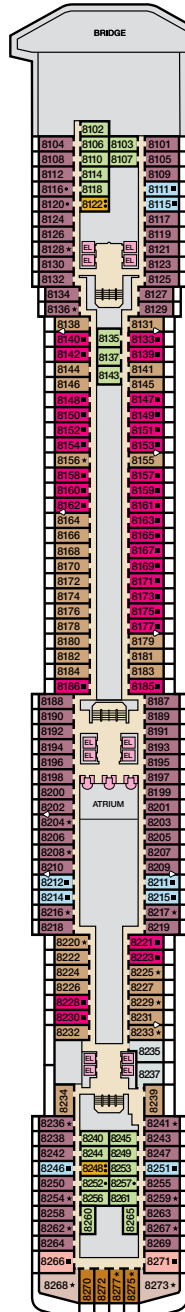
Upper • Deck 5




Empress • Deck 6



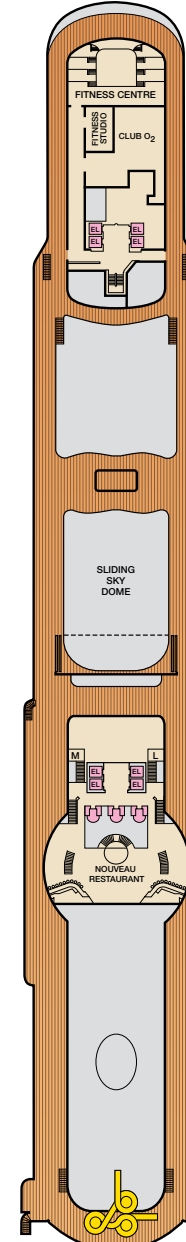
Verandah • Deck 7



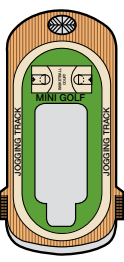
Panorama • Deck 8



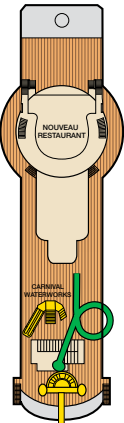
Lido • Deck 9



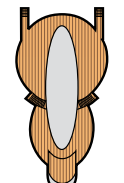
Sun • Deck 10



Forward Sports • Deck 11



Aft Sports • Deck 11



Sky • Deck 12