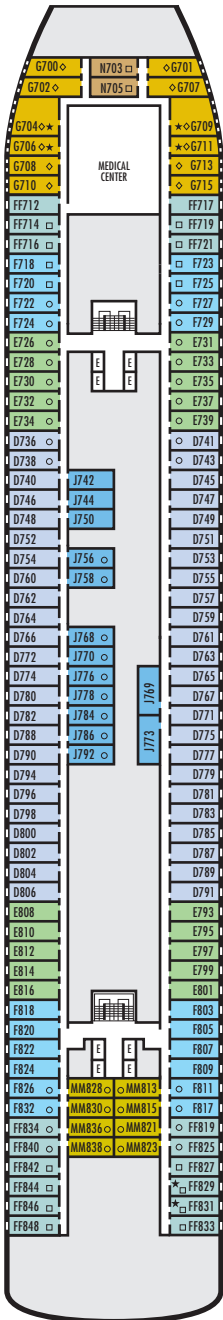
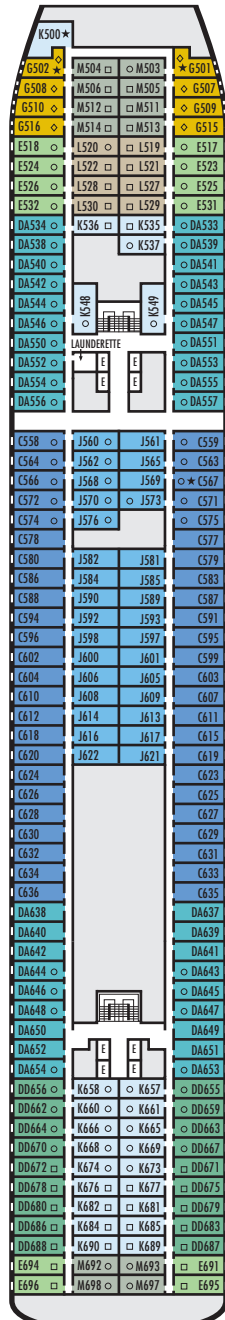


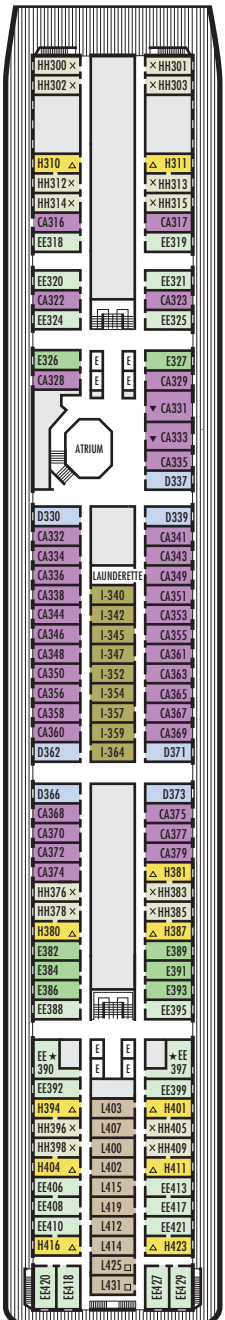
**A DECK**  
Staterooms 700-848



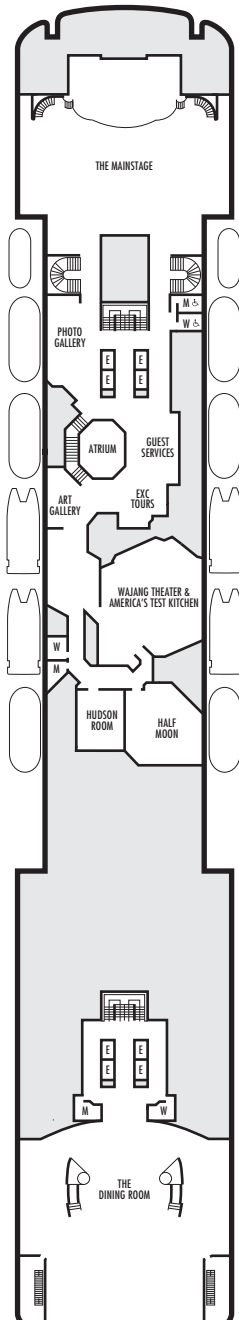
**MAIN DECK**  
Staterooms 500-698



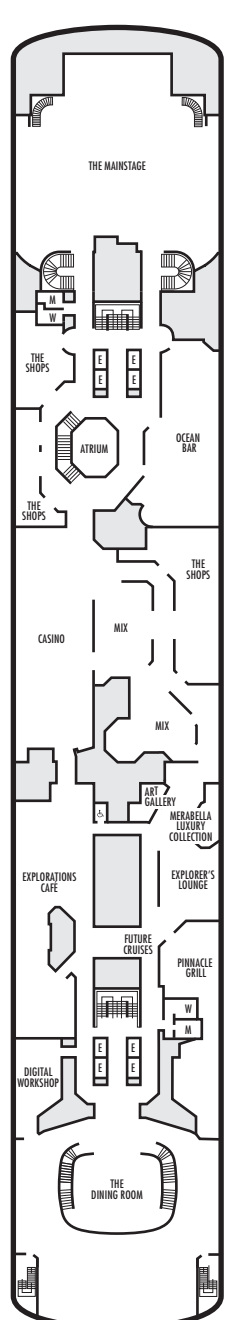
**LOWER PROMENADE DECK**  
Staterooms 300-431



**PROMENADE DECK**



**UPPER PROMENADE DECK**



**STATEROOM SYMBOL LEGEND**

- Quad (2 lower beds, 1 sofa bed, 1 upper)
- Triple (2 lower beds, 1 sofa bed)
- △ Partial sea view
- × Fully obstructed view
- ⊕ Connecting rooms
- ◇ These staterooms have portholes instead of windows

**ACCESSIBILITY STATEROOM SYMBOL LEGEND**

- ▼ Staterooms CA331 & CA333 are fully accessible with single side approach to the bed, roll-in shower only, wheelchair-accessible doorways
- ★ Suites SA030, B200 & B202 and staterooms K500, G501, G502, C567, FF829 & FF831 are ambulatory accessible, shower only with small step, step into bathroom, standard interior and exterior door size. Staterooms EE390, EE397, G704, G706, G709 & G711 are ambulatory accessible, roll-in shower only, wheelchair-accessible doorways.

**SHIP SPECIFICATIONS & FACILITIES**

- 1,350 Guests
- 574 Crew
- 57,092 Gross Tons
- 719 Feet Long
- 9 Guest Decks
- Wraparound Promenade Deck
- 7 Restaurants & Cafes
- 6 Entertainment Venues
- 7 Lounges/Bars
- 2 Outdoor Swimming Pools (one with sliding glass roof)
- Spa & Salon
- Fitness Center
- Suite Lounge
- Duty-free Shops
- Library/Internet Cafe
- Onboard Wi-Fi Access
- Casino
- Sport Courts

**VERANDAH DECK**  
Staterooms 100–232

**NAVIGATION DECK**  
Staterooms 001–095

**LIDO DECK**

**SPORTS DECK**

**VEENDAM**

**DECK PLANS & STATEROOMS**

The deck plans are color-coded by category of stateroom, and the category letter precedes the stateroom number in each room. All staterooms are equipped with flat-panel television, DVD player, telephone and multichannel music.

**Important Note:** Not all staterooms within each category have the same furniture configuration and/or facilities. Appropriate symbols within the rooms on the deck plans describe differences from the stateroom descriptions below.

**VERANDAH SUITES**

**PS**

**Pinnacle Suite:** Bedroom with 1 king-size bed, oversize whirlpool bath & shower, living room, dining room, dressing room, private verandah, pantry, 1 sofa bed for 2 persons, mini-bar, refrigerator, guest toilet, floor-to-ceiling windows.

**SA SB**

**Neptune Suites:** 2 lower beds convertible to 1 king-size bed, whirlpool bath & shower, large sitting area, dressing room, private verandah, 1 sofa bed for 2 persons, mini-bar, refrigerator, floor-to-ceiling windows.

**A B BA BB BC**

**Vista Suites:** 2 lower beds convertible to 1 queen-size bed, whirlpool bath & shower, sitting area, private verandah, mini-bar, refrigerator, floor-to-ceiling windows.

**VERANDAH SPA STATEROOMS**

**VQ**

**Verandah:** 2 lower beds convertible to 1 queen-size bed, bath & shower, sitting area, private verandah, mini-bar, refrigerator, floor-to-ceiling windows.

**OCEAN-VIEW STATEROOMS**

**CA**

**Lanai:** 2 lower beds convertible to 1 queen-size bed, bathtub & shower. Sliding glass doors lead onto the wraparound Lower Promenade Deck.

**C D DA DD E**

**Large:** 2 lower beds convertible to 1 queen-size bed, bathtub & shower.

**G H HH**

**Large:** 2 lower beds convertible to 1 queen-size bed, bathtub & shower. All G-category staterooms have portholes. All H-category staterooms have partial sea views. All HH-category staterooms have fully obstructed views.

**INTERIOR STATEROOMS**

**IQV I J K L**

**Large or Standard:** 2 lower beds convertible to 1 queen-size bed, shower.

▼ Spa Staterooms. Opt for the serenity of a Spa Stateroom, featuring modern spa amenities.

