

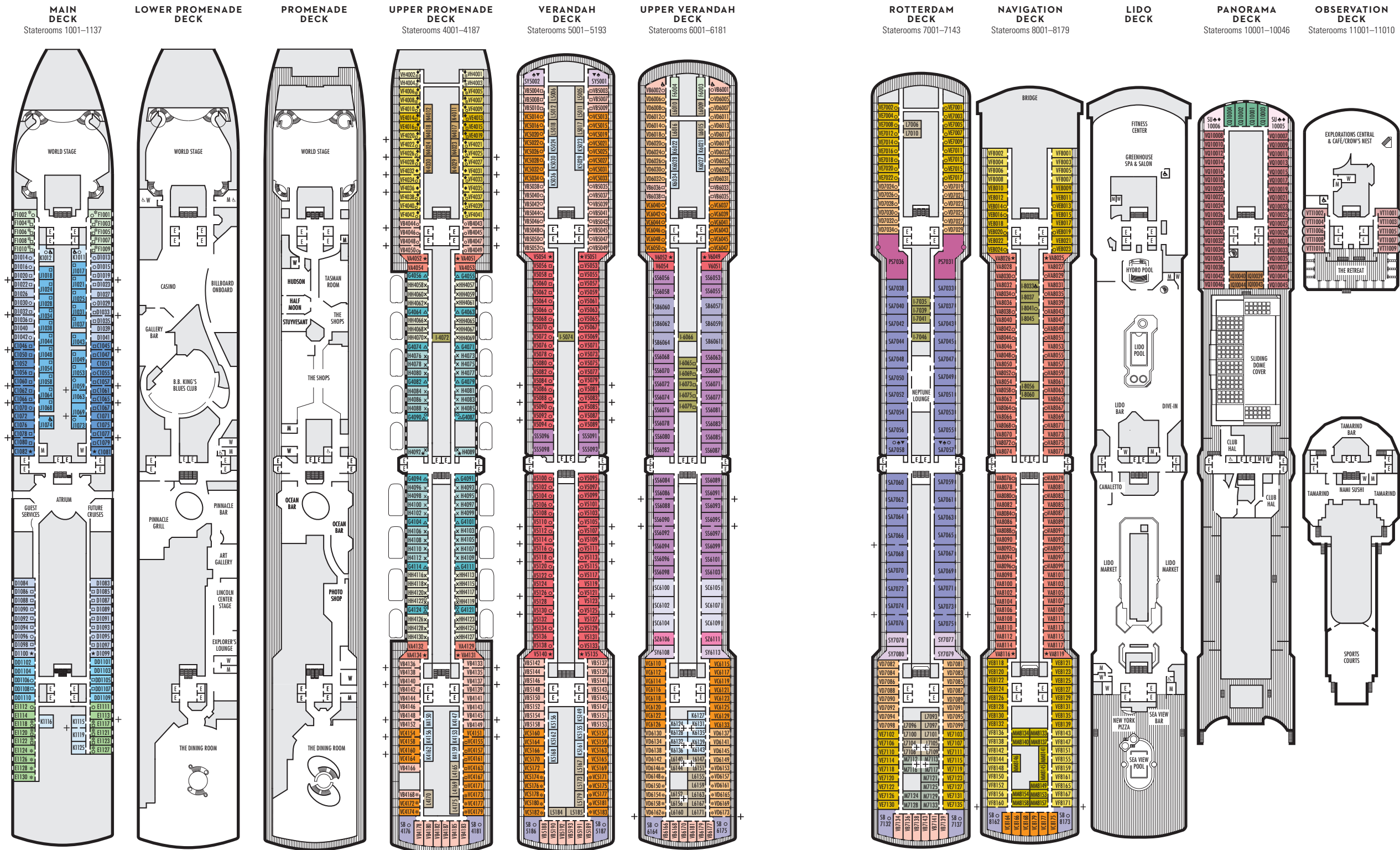


Holland America Line®
SAVOR THE JOURNEY

DECK PLANS



UPDATED MAY 8, 2022



EURODAM

DECK PLANS & STATEROOMS

The deck plans are color-coded by category of stateroom, and the category letter precedes the stateroom number in each room. All staterooms are equipped with interactive LED television with On Demand movies, programming and multichannel music; mini-bar; mini-safe; data port; telephone.

Important Note: Not all staterooms within each category have the same furniture configuration and/or facilities. Appropriate symbols within the rooms on the deck plans describe differences from the stateroom descriptions below.

VERANDAH SUITES

PS Pinnacle Suites: Bedroom with 1 king-size bed, oversized whirlpool bath & shower & additional shower stall, living room, dining room, dressing room, private verandah with whirlpool, pantry, 1 sofa bed for 2 persons, microwave, refrigerator, guest toilet, private stereo system, floor-to-ceiling windows.

SA SB SC Neptune Suites: 2 lower beds convertible to 1 king-size bed, bathroom with dual-sink vanity, full-size whirlpool bath & shower & additional shower stall, large sitting area, dressing room, private verandah, 1 sofa bed for 2 persons, floor-to-ceiling windows.

SS SU* SY SZ Signature Suites: 2 lower beds convertible to 1 queen-size bed, bathroom with dual-sink vanity, full-size whirlpool bath & shower & additional shower stall, large sitting area, private verandah, 1 sofa bed for 1 person, floor-to-ceiling windows.

VERANDAH STATEROOMS

VQ* VT* V VA VB Verandah: 2 lower beds convertible to 1 queen-size bed, bathtub & shower, sitting area, private verandah, floor-to-ceiling windows. VT Verandah have viewing balconies.

OCEAN-VIEW STATEROOMS

CQ* C D DD E Large: 2 lower beds convertible to 1 queen-size bed, bathtub & shower.
G H HH Large: 2 lower beds convertible to 1 queen-size bed, bathtub & shower, floor-to-ceiling windows. All G-category staterooms have partial sea views. All H- & HH-category staterooms have fully obstructed views.

INTERIOR STATEROOMS

IQ* I J K L M MM N Large or Standard: 2 lower beds convertible to 1 queen-size bed, shower. Staterooms IQ10043 and IQ10044 have fully obstructed views.

▼ Spa Suites and Staterooms. Opt for the serenity of a Spa Suite or Stateroom, featuring modern spa amenities.

STATEROOM SYMBOL LEGEND

- Quad (2 lower beds, 1 sofa bed, 1 upper)
- △ Triple (2 lower beds, 1 sofa bed)
- Partial sea view
- × Fully obstructed view
- + Connecting rooms
- ✿ Shower only
- ✿ Single-sink vanity, bathtub only
- ✿ Single-sink vanity
- ◆ Staterooms have solid steel verandah railings instead of clear-view Plexiglas® railings

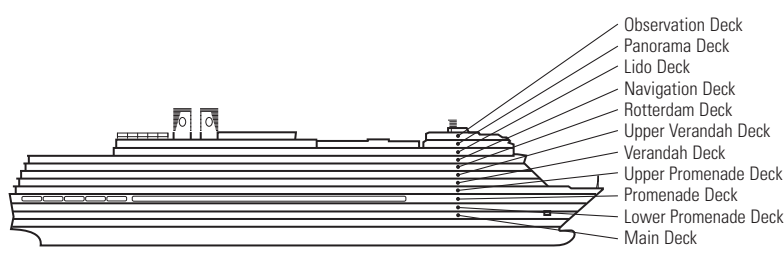
ACCESSIBILITY STATEROOM SYMBOL LEGEND

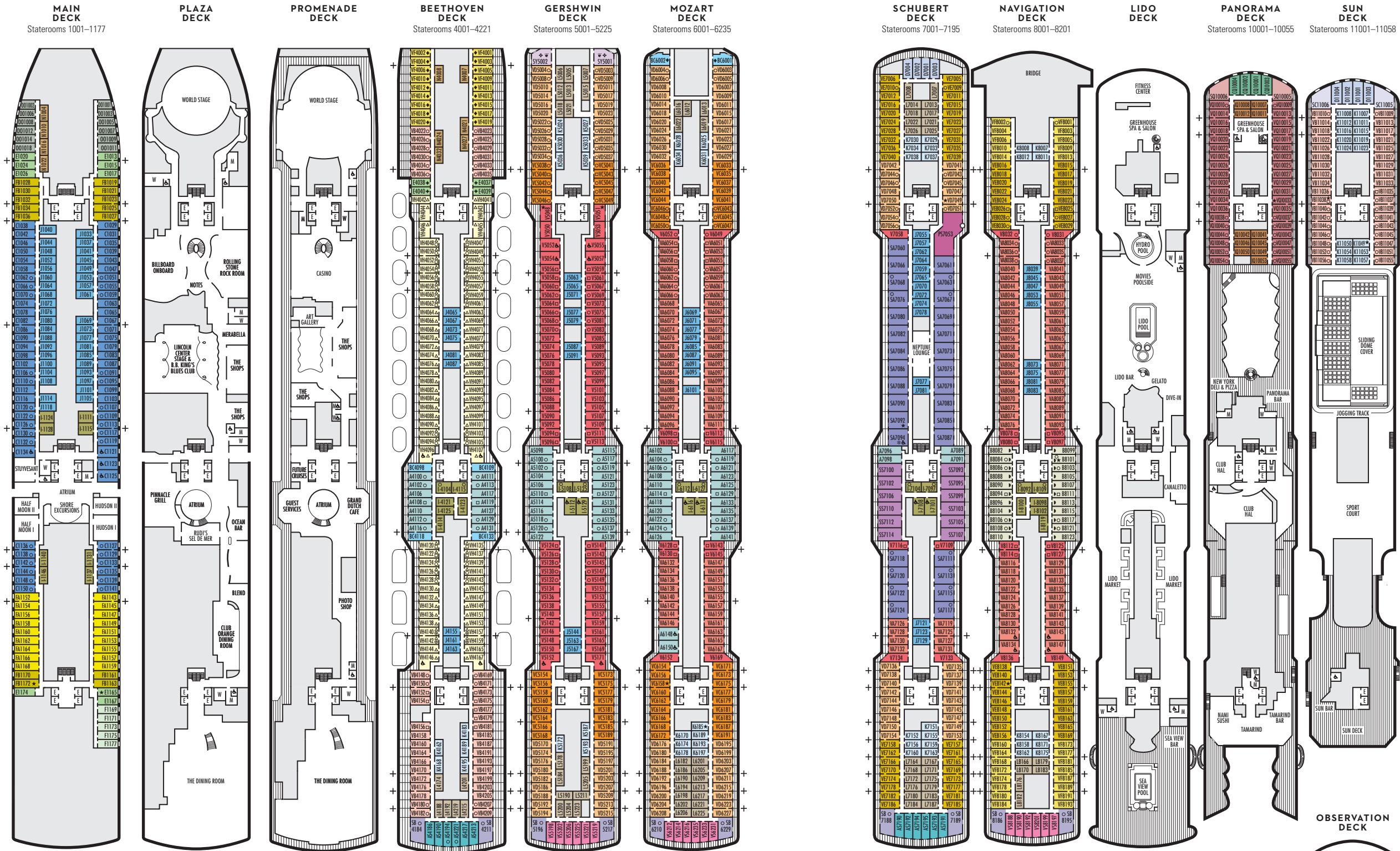
- ♿ **Fully Accessible:** Staterooms I-8033, VB6002, VB6001, J1074, K1012 & K1011 have a roll-in shower only
- ▼ **Fully Accessible with Single Side Approach:** Suites SA7058 & SA7057 have a bathtub and roll-in shower. Suites SY5002 & SY5001 have a roll-in shower only.
- ★ **Ambulatory Accessible:** Staterooms VA8119, VA8116, VA8026, VA8025, V6052, V6049, V5140, V5135, V5054, V5051, VA4134, VA4131, H4092, H4089, VA4052, VA4051, D1100, D1099, C1082 & C1081 have a shower with no threshold

SHIP SPECIFICATIONS & FACILITIES

- 2,104 Guests
- 876 Crew
- 86,273 Gross Tons
- 936 Feet Long
- 11 Guest Decks
- Wraparound Promenade Deck
- 8 Restaurants & Cafes
- 5 Entertainment Venues
- 12 Lounges/Bars
- 2 Outdoor Swimming Pools (one with sliding glass roof)
- Spa & Salon
- Fitness Center
- Suite Lounge
- Duty-free Shops
- Library/Internet Cafe
- Onboard Wi-Fi Access
- Casino
- Sport Courts

For information regarding stateroom bedding configurations and accessibility features on our ships please visit the [Accessibility](#) section of our website.





KONINGSDAM

DECK PLANS & STATEROOMS

The deck plans are color-coded by category of stateroom, and the category letter precedes the stateroom number in each room. All staterooms are equipped with interactive LED television with On Demand movies, programming and multichannel music; mini-bar; mini-safe; data port; telephone.

Important Note: Not all staterooms within each category have the same furniture configuration and/or facilities. Appropriate symbols within the rooms on the deck plans describe differences from the stateroom descriptions below.

VERANDAH SUITES

PS

Pinnacle Suite: Bedroom with 1 king-size bed, oversize whirlpool bath & shower & additional shower stall, living room, dining room, dressing room, private verandah with whirlpool, pantry, 1 sofa bed for 2 persons, microwave, refrigerator, guest toilet, private stereo system, floor-to-ceiling windows.

SQ* SA SB SC

Neptune Suites: 2 lower beds convertible to 1 king-size bed, bathroom with dual-sink vanity, full-size whirlpool bath & shower & additional shower stall, large sitting area, private verandah, floor-to-ceiling windows.

SS SY

Signature Suites: 2 lower beds convertible to 1 king-size bed, 1 Murphy bed for 1 person, 1 sofa bed for 1 person, bathroom with dual-sink vanity, full-size whirlpool bath & shower & additional shower stall, large sitting area, private verandah, floor-to-ceiling windows.

AS A B BC

Vista Suites: 2 lower beds convertible to 1 queen-size bed, shower, sitting area, private verandah, refrigerator, floor-to-ceiling windows.

VERANDAH STATEROOMS

VQ* VS V VA VB

Verandah: 2 lower beds convertible to 1 queen-size bed, shower, sitting area, private verandah, floor-to-ceiling windows. All VH-category staterooms have partially obstructed views.

OCEAN-VIEW STATEROOMS

FA FB

Family: 2 lower beds convertible to 1 queen-size bed, 1 sofa bed for 2 persons & 1 upper bed. 2 bathrooms — one with bathtub, shower, sink & toilet; one with shower & sink.

CQ* C D E F

Large: 2 lower beds convertible to 1 queen-size bed, shower.

OO

Single: 1 lower bed, shower.

INTERIOR STATEROOMS

IQ* I J K L

Large or Standard: 2 lower beds convertible to 1 queen-size bed, shower.

▼ Spa Suites and Staterooms. Opt for the serenity of a Spa Suite or Stateroom, featuring modern spa amenities.

STATEROOM SYMBOL LEGEND

- Quad (2 lower beds, 1 sofa bed, 1 upper)
- Triple (2 lower beds, 1 upper)
- ⊙ Triple (2 lower beds, 1 sofa bed)
- ⊕ Double (2 lower beds convertible to 1 king-size bed, no Murphy bed, no sofa bed)
- △ Partially obstructed view
- + Connecting rooms
- ◆ Floor-to-ceiling windows
- * Shower only
- ◇ Uncovered verandah
- ◆ Staterooms have solid steel verandah railings instead of clear-view Plexiglas® railings
- ◆ Suites have part solid steel, part clear-view Plexiglas® verandah railings

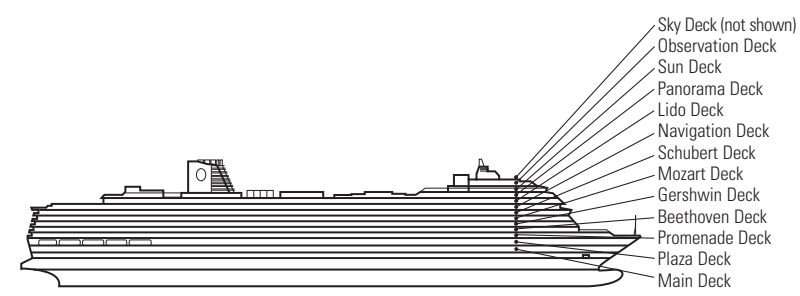
ACCESSIBILITY STATEROOM SYMBOL LEGEND

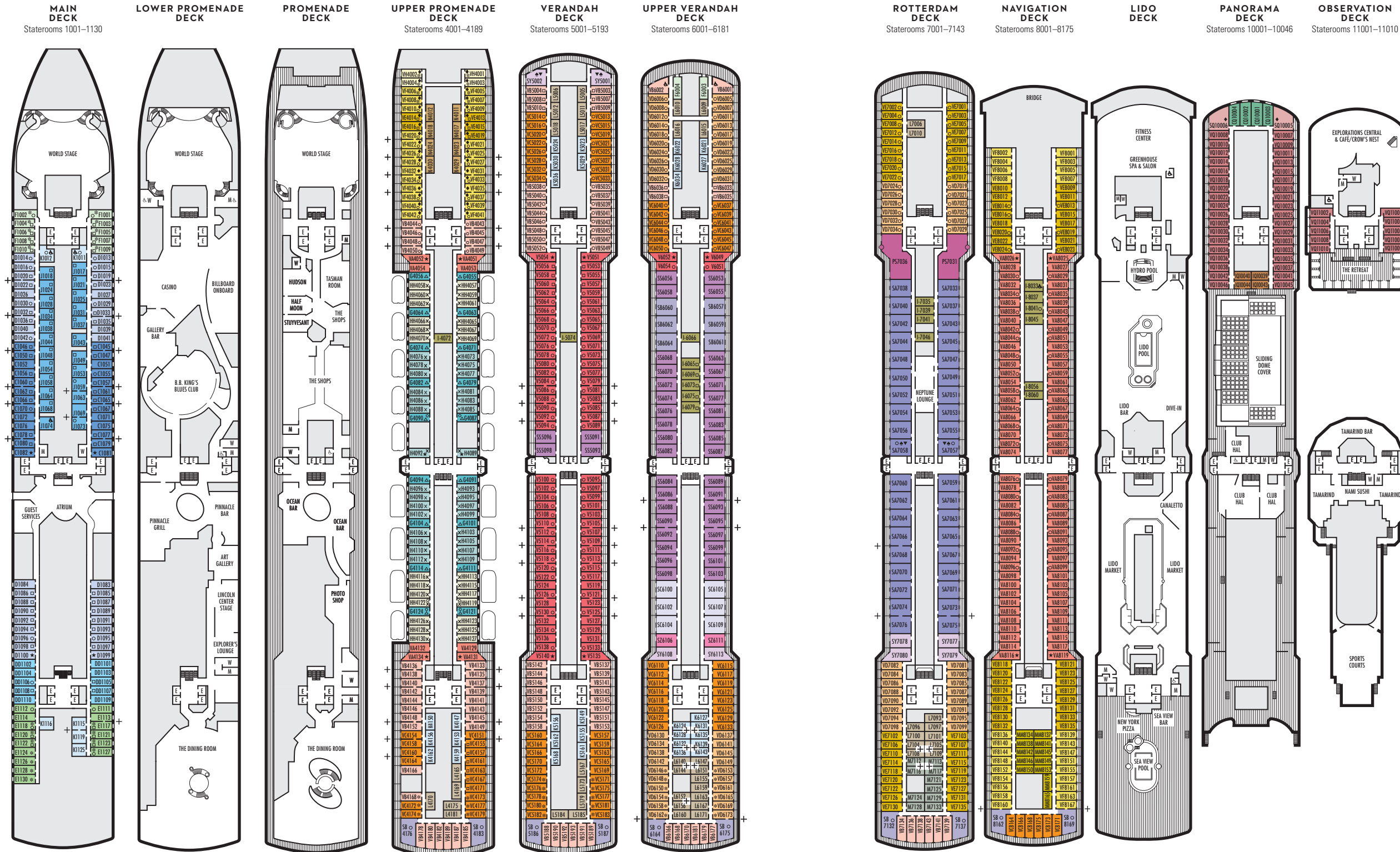
- ♿ **Fully Accessible:** Suites SA7094, A6150 & A6148, and staterooms VA8147, VA8145, VA8134, VA8132, I-7108, I-7101, I-6131, I-6116, V5171, V5152, I-5129, I-5112, V5057, V5055, V5054, V5052, VH4167, VH4146, VH4107, VH4096, C1134, C1125, C1123, C1121 have a roll-in shower only
- ★ **Ambulatory Accessible:** Suites B8101 & SA7092 and staterooms K11049, VB11038, VQ10033, VE8142, VD7049, K6185, VC6158, V5051, V5048, FB1172 & E1165 have a shower only with small step, step into bathroom, standard interior and exterior door size

For information regarding stateroom bedding configurations and accessibility features on our ships please visit the [Accessibility](#) section of our website.

SHIP SPECIFICATIONS & FACILITIES

- 2,650 Guests
- 1,036 Crew
- 99,500 Gross Tons
- 975 Feet Long
- 13 Guest Decks
- Wraparound Promenade Deck
- 12 Restaurants & Cafes
- 7 Entertainment Venues
- 8 Lounges/Bars
- 2 Outdoor Swimming Pools (one with sliding glass roof)
- Spa & Salon
- Fitness Center
- Suite Lounge
- Duty-free Shops
- Library/Internet Cafe
- Onboard Wi-Fi Access
- Casino
- Sport Court





NIEUW AMSTERDAM

DECK PLANS & STATEROOMS

The deck plans are color-coded by category of stateroom, and the category letter precedes the stateroom number in each room. All staterooms are equipped with interactive LED television with On Demand movies, programming and multichannel music; mini-bar; mini-safe; data port; telephone.

Important Note: Not all staterooms within each category have the same furniture configuration and/or facilities. Appropriate symbols within the rooms on the deck plans describe differences from the stateroom descriptions below.

VERANDAH SUITES

PS
Pinnacle Suites: Bedroom with 1 king-size bed, oversized whirlpool bath & shower & additional shower stall, living room, dining room, dressing room, private verandah with whirlpool, pantry, 1 sofa bed for 2 persons, microwave, refrigerator, guest toilet, private stereo system, floor-to-ceiling windows.

SQ SA SB SC
Neptune Suites: 2 lower beds convertible to 1 king-size bed, bathroom with dual-sink vanity, full-size whirlpool bath & shower & additional shower stall, large sitting area, dressing room, private verandah, 1 sofa bed for 2 persons, floor-to-ceiling windows. Staterooms SQ10005 and SQ10006 have 2 lower beds convertible to 1 queen-size bed.

SS SY SZ
Signature Suites: 2 lower beds convertible to 1 queen-size bed, bathroom with dual-sink vanity, full-size whirlpool bath & shower & additional shower stall, large sitting area, private verandah, 1 sofa bed for 1 person, floor-to-ceiling windows.

VERANDAH STATEROOMS
VQ V VA VB VC
Verandah: 2 lower beds convertible to 1 queen-size bed, bathtub & shower, sitting area, private verandah, floor-to-ceiling windows. VQ staterooms 11001-11010 have viewing balconies.

OCEAN-VIEW STATEROOMS
CQ C D DD E
F
Large: 2 lower beds convertible to 1 queen-size bed, bathtub & shower.

G H HH
Large: 2 lower beds convertible to 1 queen-size bed, bathtub & shower, floor-to-ceiling windows. All G-category staterooms have partial sea views. All H- & HH-category staterooms have fully obstructed views.

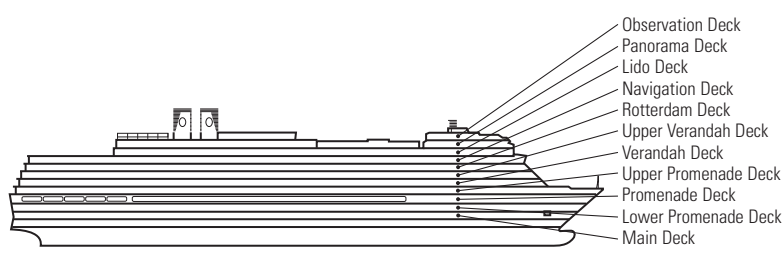
INTERIOR STATEROOMS
IQ I J K L
M MM N
Large or Standard: 2 lower beds convertible to 1 queen-size bed, shower. Staterooms IQ10043 and IQ10044 have fully obstructed views.

- #### STATEROOM SYMBOL LEGEND
- Quad (2 lower beds, 1 sofa bed, 1 upper)
 - △ Triple (2 lower beds, 1 sofa bed)
 - Partial sea view
 - × Fully obstructed view
 - + Connecting rooms
 - ☼ Shower only
 - ♣ Single-sink vanity
 - ◆ Staterooms have solid steel verandah railings instead of clear-view Plexiglas® railings

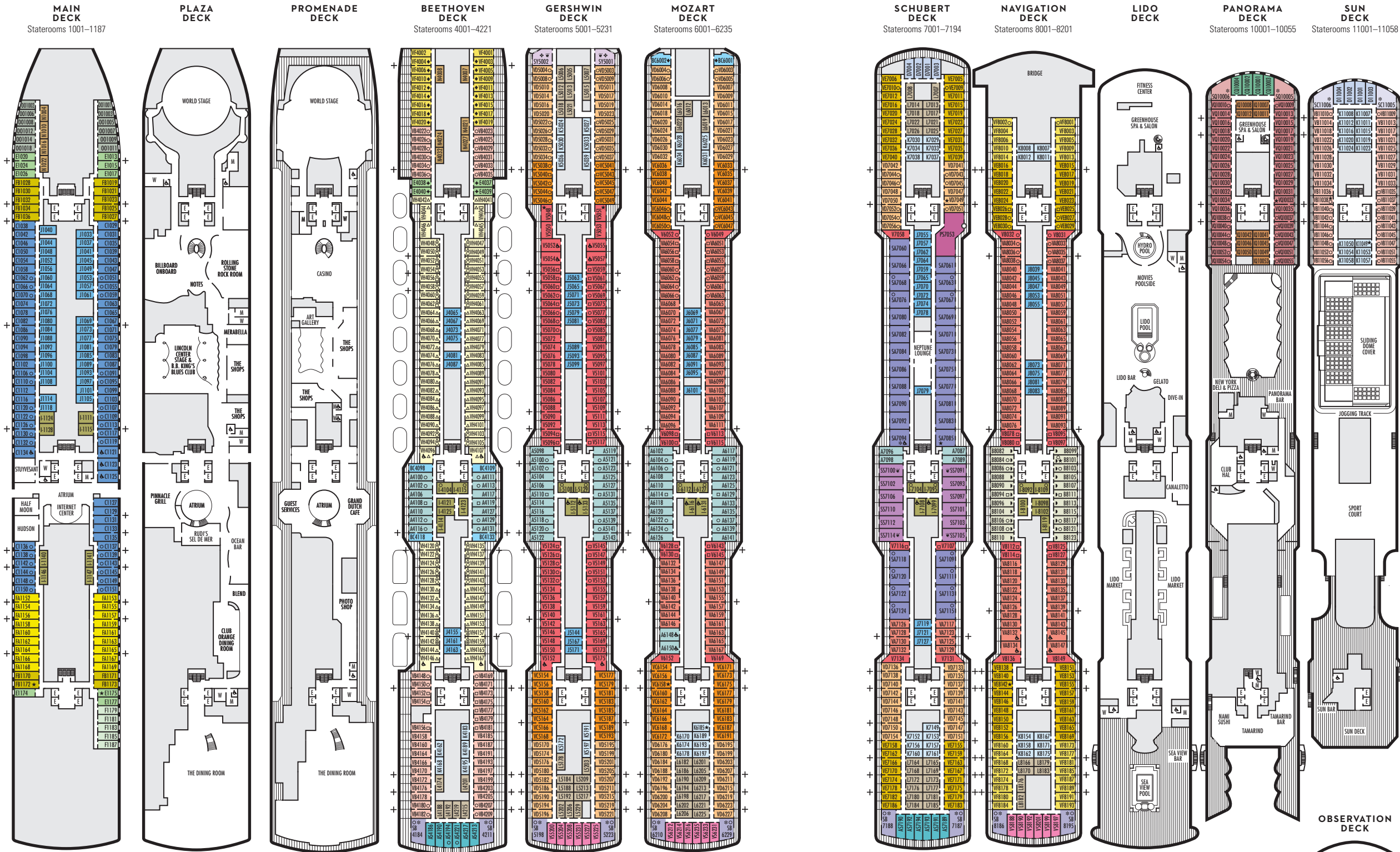
- #### ACCESSIBILITY STATEROOM SYMBOL LEGEND
- ♿ **Fully Accessible:** Staterooms I-9033, VB6002, VB6001, J1074, K1012 & K1011 have a roll-in shower only
 - ▼ **Fully Accessible with Single Side Approach:** Suites SA7058 & SA7057 have a bathtub and roll-in shower. Suites SY5002 & SY5001 have a roll-in shower only.
 - ★ **Ambulatory Accessible:** Staterooms VA8119, VA8116, VA8026, VA8025, V6052, V6049, V5140, V5135, V5054, V5051, VA4134, VA4131, H4092, H4089, VA4052, VA4051, D1100, D1099, C1082 & C1081 have a shower with no threshold

- #### SHIP SPECIFICATIONS & FACILITIES
- 2,106 Guests
 - 874 Crew
 - 86,700 Gross Tons
 - 936 Feet Long
 - 11 Guest Decks
 - Wraparound Promenade Deck
 - 8 Restaurants & Cafes
 - 8 Entertainment Venues
 - 11 Lounges/Bars
 - 2 Outdoor Swimming Pools (one with sliding glass roof)
 - Spa & Salon
 - Fitness Center
 - Suite Lounge
 - Duty-free Shops
 - Library/Internet Cafe
 - Onboard Wi-Fi Access
 - Casino
 - Sport Courts

For information regarding stateroom bedding configurations and accessibility features on our ships please visit the [Accessibility](#) section of our website.



▼ Spa Suites and Staterooms. Opt for the serenity of a Spa Suite or Stateroom, featuring modern spa amenities.



NIEUW STATENDAM

DECK PLANS & STATEROOMS

The deck plans are color-coded by category of stateroom, and the category letter precedes the stateroom number in each room. All staterooms are equipped with interactive LED television with On Demand movies, programming and multichannel music; mini-bar; mini-safe; data port; telephone.

Important Note: Not all staterooms within each category have the same furniture configuration and/or facilities. Appropriate symbols within the rooms on the deck plans describe differences from the stateroom descriptions below.

VERANDAH SUITES

- PS Pinnacle Suite:** Bedroom with 1 king-size bed, oversized whirlpool bath & shower & additional shower stall, living room, dining room, dressing room, private verandah with whirlpool, pantry, 1 sofa bed for 2 persons, microwave, refrigerator, guest toilet, private stereo system, floor-to-ceiling windows.
- SA SB SC Neptune Suites:** 2 lower beds convertible to 1 king-size bed, bathroom with dual-sink vanity, full-size whirlpool bath & shower & additional shower stall, large sitting area, private verandah, floor-to-ceiling windows.
- SS SY Signature Suites:** 2 lower beds convertible to 1 king-size bed, 1 Murphy bed for 1 person, bathroom with dual-sink vanity, shower, large sitting area, private verandah, floor-to-ceiling windows.
- AS A B BC Vista Suites:** 2 lower beds convertible to 1 queen-size bed, shower, sitting area, private verandah, refrigerator, floor-to-ceiling windows.

VERANDAH STATEROOMS

- VQ V VS V VA VB Verandah:** 2 lower beds convertible to 1 queen-size bed, shower, sitting area, private verandah, floor-to-ceiling windows. All VH-category staterooms have partially obstructed views.

OCEAN-VIEW STATEROOMS

- FA FB Family:** 2 lower beds convertible to 1 queen-size bed, 1 sofa bed for 2 persons & 1 upper bed. 2 bathrooms — one with bathtub, shower, sink & toilet; one with shower & sink.
- CQ C D E F Large:** 2 lower beds convertible to 1 queen-size bed, shower.
- OO Single:** 1 lower bed, shower.

INTERIOR STATEROOMS

- IQ I J K L N Large or Standard:** 2 lower beds convertible to 1 queen-size bed, shower.

▼ Spa Suites and Staterooms. Opt for the serenity of a Spa Suite or Stateroom, featuring modern spa amenities.

STATEROOM SYMBOL LEGEND

- Quad (2 lower beds, 1 sofa bed, 1 upper)
- Triple (2 lower beds, 1 upper)
- Triple (2 lower beds, 1 sofa bed)
- ⊕ Double (2 lower beds convertible to 1 king-size bed, no Murphy bed)
- △ Partially obstructed view
- ⊕ Connecting rooms
- ◆ Floor-to-ceiling windows
- ✱ Shower only
- ◆ Uncovered verandah
- ◆ Staterooms have solid steel verandah railings instead of clear-view Plexiglas® railings
- ◆ Suites have part solid steel, part clear-view Plexiglas® verandah railings

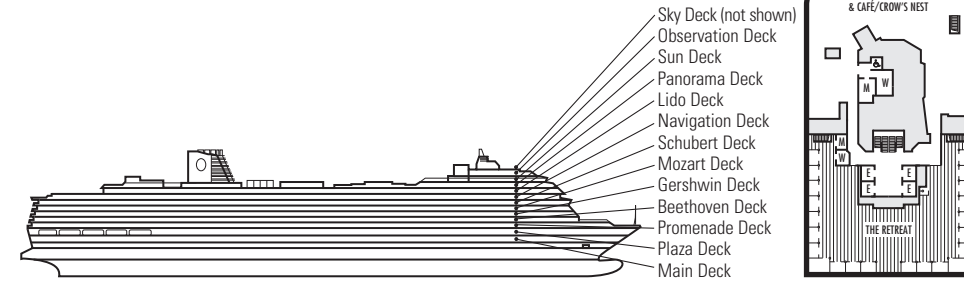
ACCESSIBILITY STATEROOM SYMBOL LEGEND

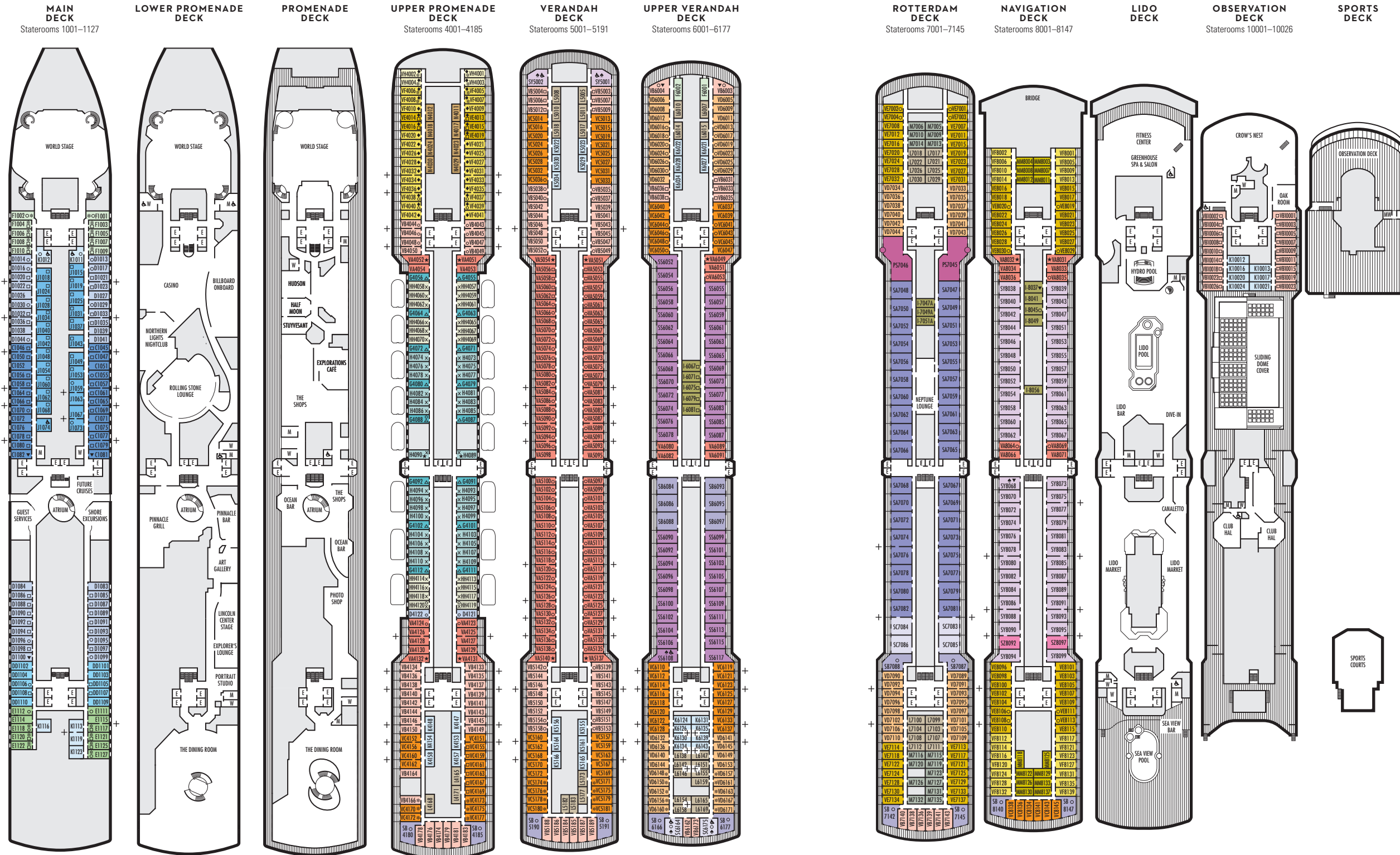
- ♿ **Fully Accessible:** Suites SA7094, A6150 & A6148, and staterooms VA8147, VA8145, VA8134, VA8132, I-7108, I-7099, I-6131, I-6116, V5175, V5152, I-5133, I-5112, V5057, V5055, V5054, V5052, VH4167, VH4146, VH4107, VH4096, C1134, C1125, C1123, C1121 have a roll-in shower only
- ★ **Ambulatory Accessible:** Suites B8101 & SA7085 and staterooms K11049, VB11038, VQ10033, VE8142, VD7049, K6185, VC6158, V5051, V5048, FB1172 & E1175 have a shower only with small step, step into bathroom, standard interior and exterior door size

SHIP SPECIFICATIONS & FACILITIES

- 2,666 Guests
- 1,036 Crew
- 99,500 Gross Tons
- 975 Feet Long
- 13 Guest Decks
- Wraparound Promenade Deck
- 12 Restaurants & Cafes
- 7 Entertainment Venues
- 8 Lounges/Bars
- 2 Outdoor Swimming Pools (one with sliding glass roof)
- Spa & Salon
- Fitness Center
- Suite Lounge
- Duty-free Shops
- Internet Center
- Onboard Wi-Fi Access
- Casino
- Sport Court

For information regarding stateroom bedding configurations and accessibility features on our ships please visit the [Accessibility](#) section of our website.





NOORDAM

DECK PLANS & STATEROOMS

The deck plans are color-coded by category of stateroom, and the category letter precedes the stateroom number in each room. All staterooms are equipped with interactive LED television with On Demand movies, programming and multichannel music; mini-bar; mini-safe; data port; telephone.

Important Note: Not all staterooms within each category have the same furniture configuration and/or facilities. Appropriate symbols within the rooms on the deck plans describe differences from the stateroom descriptions below.

VERANDAH SUITES

PS
Pinnacle Suites: Bedroom with 1 king-size bed, oversize whirlpool bath & shower & additional shower stall, living room, dining room, dressing room, private verandah with whirlpool, pantry, 1 sofa bed for 2 persons, microwave, refrigerator, guest toilet, private stereo system, floor-to-ceiling windows.

SA SB SC
Neptune Suites: 2 lower beds convertible to 1 king-size bed, bathroom with dual-sink vanity, full-size whirlpool bath & shower & additional shower stall, large sitting area, dressing room, private verandah, 1 sofa bed for 2 persons, floor-to-ceiling windows.

SS SY SZ
Signature Suites: 2 lower beds convertible to 1 queen-size bed, bathroom with dual-sink vanity, full-size whirlpool bath & shower & additional shower stall, large sitting area, private verandah, 1 sofa bed for 1 person, floor-to-ceiling windows.

VERANDAH STATEROOMS

VA VB VC VD VE
Verandah: 2 lower beds convertible to 1 queen-size bed, bathtub & shower, sitting area, private verandah, floor-to-ceiling windows.

OCEAN-VIEW STATEROOMS

C D DD E F
Large: 2 lower beds convertible to 1 queen-size bed, bathtub & shower.
G H HH
Large: 2 lower beds convertible to 1 queen-size bed, bathtub & shower. All G-category staterooms have partial sea views. All H- & HH-category staterooms have fully obstructed views.

INTERIOR STATEROOMS

I J K L M
Large or Standard: 2 lower beds convertible to 1 queen-size bed, shower.

STATEROOM SYMBOL LEGEND

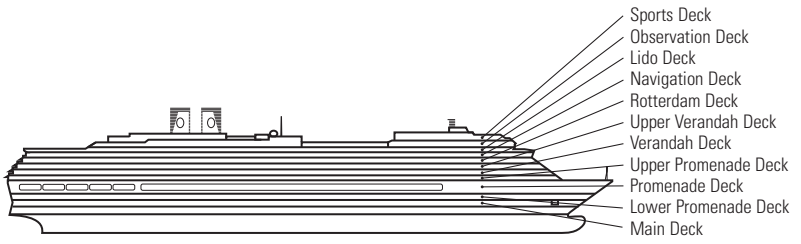
- Quad (2 lower beds, 1 sofa bed, 1 upper)
- Triple (2 lower beds, 1 sofa bed)
- △ Partial sea view
- × Fully obstructed view
- + Connecting rooms
- ✦ Shower only
- ♣ Single-sink vanity
- ◆ Staterooms have solid steel verandah railings instead of clear-view Plexiglas® railings

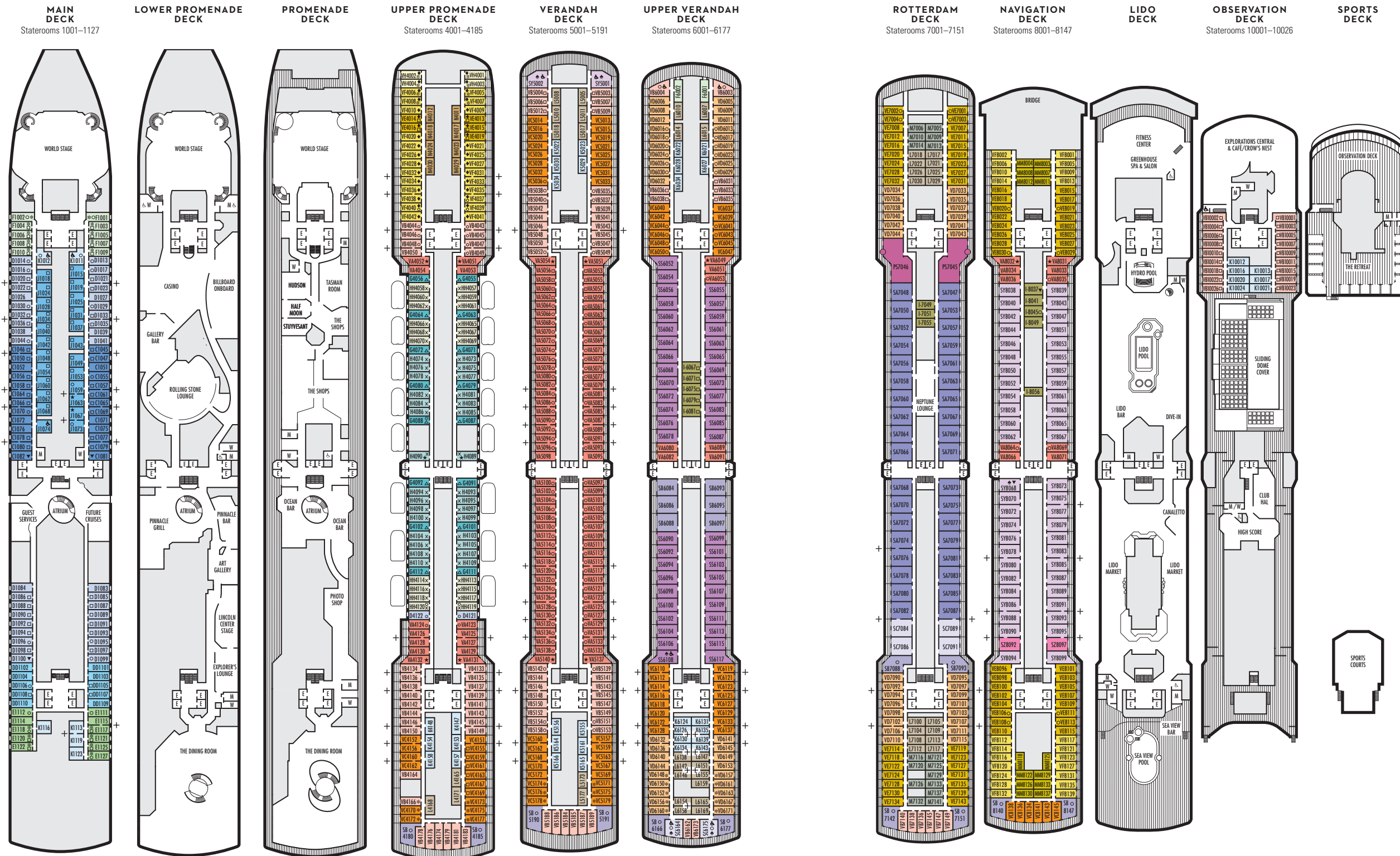
ACCESSIBILITY STATEROOM SYMBOL LEGEND

- ♿ **Fully Accessible:** Suites SC6175 & SC6164 have an accessible bathtub only. Suite SS6108 has a bathtub and separate transfer shower. Suites SY5002 & SY5001 have a bathtub and separate transfer shower, queen bed only to meet compliance spacing. J1074, K1012 & K1011 have a roll-in shower only.
- ▼ **Fully Accessible with Single Side Approach:** Suite SY8068 has a bathtub and separate transfer shower, queen-size bed with wheelchair access to one side of the bed to meet compliance spacing requirements. Staterooms VB6004 & VB6003, have a roll-in shower, queen-size bed with wheelchair access to one side of the bed to meet compliance spacing requirements. Staterooms I-8037, D1100, C1082 & C1081 have a roll-in shower, 2 twin beds with wheelchair access between the beds for meeting compliance spacing requirements.
- ★ **Ambulatory Accessible:** Staterooms VA8032, VA8031, VA6049, VA5140, VA5137, VA5054, VA5051, VA4132, VA4131, HA090, HA089, VA4052 & VA4051 have a shower with no threshold

SHIP SPECIFICATIONS & FACILITIES

- 1,972 Guests
- 811 Crew
- 82,318 Gross Tons
- 936 Feet Long
- 11 Guest Decks
- Wraparound Promenade Deck
- 6 Restaurants & Cafes
- 7 Entertainment Venues
- 10 Lounges/Bars
- 2 Outdoor Swimming Pools (one with sliding glass roof)
- Spa & Salon
- Fitness Center
- Suite Lounge
- Duty-free Shops
- Library/Internet Cafe
- Onboard Wi-Fi Access
- Casino
- Sport Courts





OOSTERDAM

DECK PLANS & STATEROOMS

The deck plans are color-coded by category of stateroom, and the category letter precedes the stateroom number in each room. All staterooms are equipped with interactive LED television with On Demand movies, programming and multichannel music; mini-bar; mini-safe; data port; telephone.

Important Note: Not all staterooms within each category have the same furniture configuration and/or facilities. Appropriate symbols within the rooms on the deck plans describe differences from the stateroom descriptions below.

- VERANDAH SUITES**
- PS Pinnacle Suites:** Bedroom with 1 king-size bed, oversize whirlpool bath & shower & additional shower stall, living room, dining room, dressing room, private verandah with whirlpool, pantry, 1 sofa bed for 2 persons, microwave, refrigerator, guest toilet, private stereo system, floor-to-ceiling windows.
 - SA Neptune Suites:** 2 lower beds convertible to 1 king-size bed, bathroom with dual-sink vanity, full-size whirlpool bath & shower & additional shower stall, large sitting area, dressing room, private verandah, 1 sofa bed for 2 persons, floor-to-ceiling windows.
 - SS Signature Suites:** 2 lower beds convertible to 1 queen-size bed, bathroom with dual-sink vanity, full-size whirlpool bath & shower & additional shower stall, large sitting area, private verandah, 1 sofa bed for 1 person, floor-to-ceiling windows.
- VERANDAH STATEROOMS**
- VA Verandah:** 2 lower beds convertible to 1 queen-size bed, bathtub & shower, sitting area, private verandah, floor-to-ceiling windows.
 - VB Verandah:** 2 lower beds convertible to 1 queen-size bed, bathtub & shower.
 - VC Verandah:** 2 lower beds convertible to 1 queen-size bed, bathtub & shower. All G-category staterooms have partial sea views. All H- & HH-category staterooms have fully obstructed views.
- OCEAN-VIEW STATEROOMS**
- C Ocean-View:** 2 lower beds convertible to 1 queen-size bed, bathtub & shower.
 - D Ocean-View:** 2 lower beds convertible to 1 queen-size bed, bathtub & shower. All G-category staterooms have partial sea views. All H- & HH-category staterooms have fully obstructed views.
 - DD Ocean-View:** 2 lower beds convertible to 1 queen-size bed, bathtub & shower.
 - E Ocean-View:** 2 lower beds convertible to 1 queen-size bed, bathtub & shower.
 - F Ocean-View:** 2 lower beds convertible to 1 queen-size bed, bathtub & shower.
 - G Ocean-View:** 2 lower beds convertible to 1 queen-size bed, bathtub & shower.
 - H Ocean-View:** 2 lower beds convertible to 1 queen-size bed, bathtub & shower.
 - HH Ocean-View:** 2 lower beds convertible to 1 queen-size bed, bathtub & shower.
- INTERIOR STATEROOMS**
- I Interior:** 2 lower beds convertible to 1 queen-size bed, shower.
 - J Interior:** 2 lower beds convertible to 1 queen-size bed, shower.
 - K Interior:** 2 lower beds convertible to 1 queen-size bed, shower.
 - L Interior:** 2 lower beds convertible to 1 queen-size bed, shower.
 - M Interior:** 2 lower beds convertible to 1 queen-size bed, shower.
 - MM Interior:** 2 lower beds convertible to 1 queen-size bed, shower.
 - N Interior:** 2 lower beds convertible to 1 queen-size bed, shower.

STATEROOM SYMBOL LEGEND

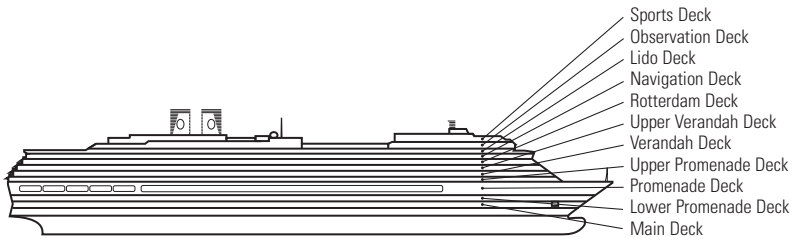
- Quad (2 lower beds, 1 sofa bed, 1 upper)
- Triple (2 lower beds, 1 sofa bed)
- △ Partial sea view
- × Fully obstructed view
- + Connecting rooms
- ✦ Shower only
- ♣ Single-sink vanity
- ◆ Staterooms have solid steel verandah railings instead of clear-view Plexiglas® railings

ACCESSIBILITY STATEROOM SYMBOL LEGEND

- ♿ **Fully Accessible:** Suites SC6175, SC6164, SS6108, SY5002 & SY5001 have a bathtub and transfer shower. Staterooms VB6004, VB6003, J1074, K1012 & K1011 have a roll-in shower only.
- ▼ **Fully Accessible with Single Side Approach:** Suite SY8068 has a bathtub and transfer shower. Staterooms I-8037, D1100, C1082 & C1081 have a roll-in shower, 2 twin beds with wheelchair access between the beds for meeting compliance spacing requirements although bed is convertible to queen-size bed if full compliance is not needed.
- ★ **Ambulatory Accessible:** Staterooms VA8032, VA8031, VA6049, VA5140, VA5137, VA5054, VA5051, VA4132, VA4131, H4090, H4089, VA4052 & VA4051 have a shower with no threshold. Staterooms J1063 & J1067 are shower only with small step into bathroom.

SHIP SPECIFICATIONS & FACILITIES

- 1,964 Guests
- 812 Crew
- 82,305 Gross Tons
- 936 Feet Long
- 11 Guest Decks
- Wraparound Promenade Deck
- 6 Restaurants & Cafes
- 8 Entertainment Venues
- 10 Lounges/Bars
- 2 Outdoor Swimming Pools (one with sliding glass roof)
- Spa & Salon
- Fitness Center
- Suite Lounge
- Duty-free Shops
- Library/Internet Cafe
- Onboard Wi-Fi Access
- Casino
- Sport Courts



ROTTERDAM

DECK PLANS & STATEROOMS

The deck plans are color-coded by category of stateroom, and the category letter precedes the stateroom number in each room. All staterooms are equipped with interactive LED television with On Demand movies, programming and multichannel music; mini-bar; mini-safe; data port; telephone.

Important Note: Not all staterooms within each category have the same furniture configuration and/or facilities. Appropriate symbols within the rooms on the deck plans describe differences from the stateroom descriptions below.

VERANDAH SUITES

PS

Pinnacle Suite: Bedroom with 1 king-size bed, oversize whirlpool bath & shower & additional shower stall, living room, dining room, dressing room, private verandah with whirlpool, pantry, 1 sofa bed for 2 persons, microwave, refrigerator, guest toilet, private stereo system, floor-to-ceiling windows.

Neptune Suites: 2 lower beds convertible to 1 king-size bed, bathroom with dual-sink vanity, full-size whirlpool bath & shower & additional shower stall, large sitting area, private verandah, floor-to-ceiling windows.

Signature Suites: 2 lower beds convertible to 1 king-size bed, 1 Murphy bed for 1 person, bathroom with dual-sink vanity, shower, large sitting area, private verandah, floor-to-ceiling windows.

Vista Suites: 2 lower beds convertible to 1 queen-size bed, shower, sitting area, private verandah, refrigerator, floor-to-ceiling windows.

VERANDAH STATEROOMS

Verandah: 2 lower beds convertible to 1 queen-size bed, shower, sitting area, private verandah, floor-to-ceiling windows. All VH-category staterooms have partially obstructed views.

OCEAN-VIEW STATEROOMS

Family: 2 lower beds convertible to 1 queen-size bed, 1 sofa bed for 2 persons & 1 upper bed. 2 bathrooms — one with bathtub, shower, sink & toilet; one with shower & sink.

Large: 2 lower beds convertible to 1 queen-size bed, shower.

Single: 1 lower bed, shower.

INTERIOR STATEROOMS

Large or Standard: 2 lower beds convertible to 1 queen-size bed, shower.

Spa Suites and Staterooms. Opt for the serenity of a Spa Suite or Stateroom, featuring modern spa amenities.

MAIN DECK
Staterooms 1001-1187

PLAZA DECK

PROMENADE DECK

BEETHOVEN DECK
Staterooms 4001-4219

GERSHWIN DECK
Staterooms 5001-5231

MOZART DECK
Staterooms 6001-6235

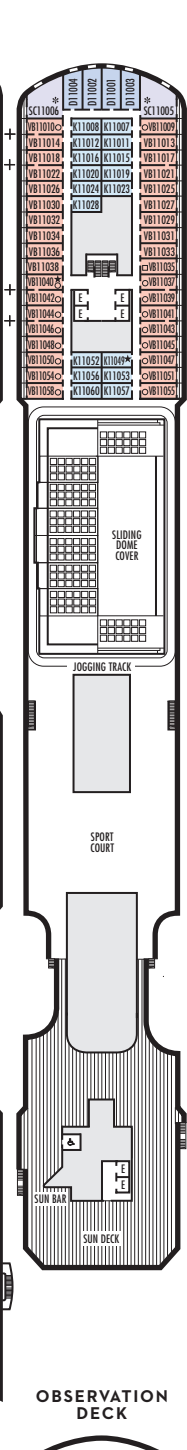
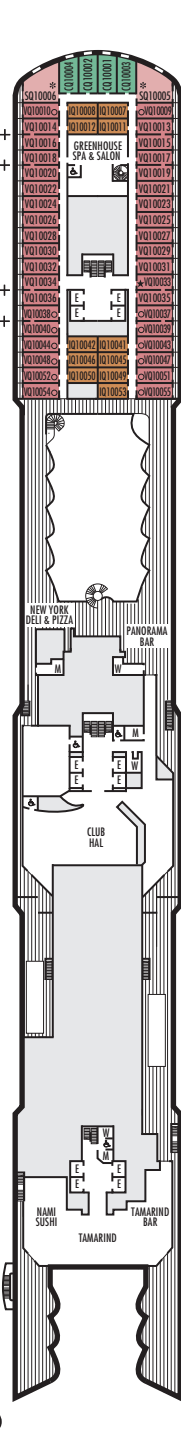
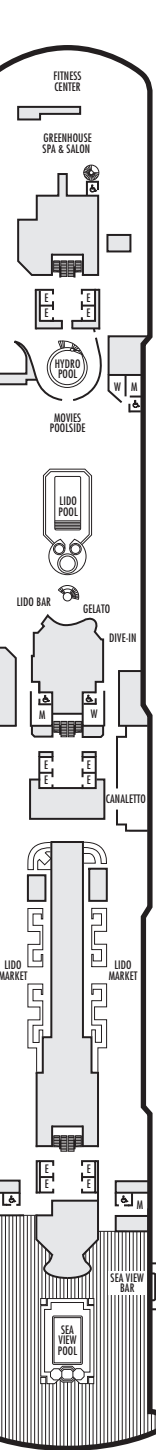
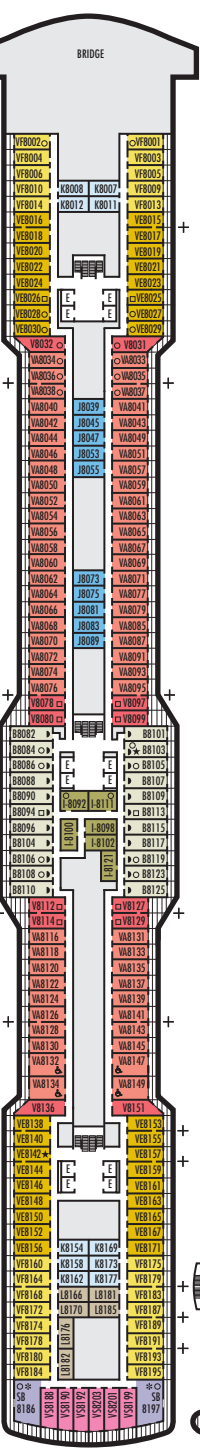
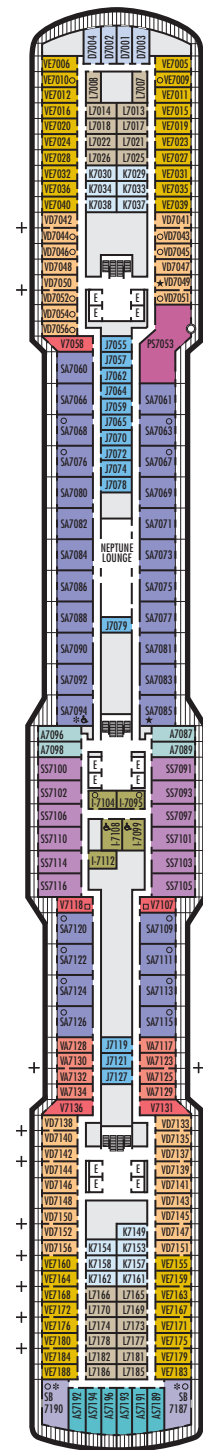
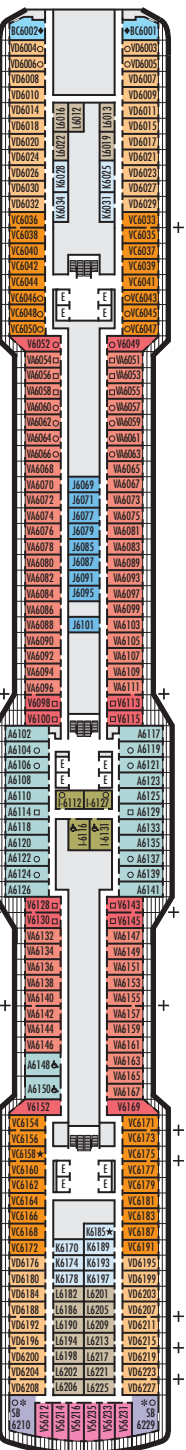
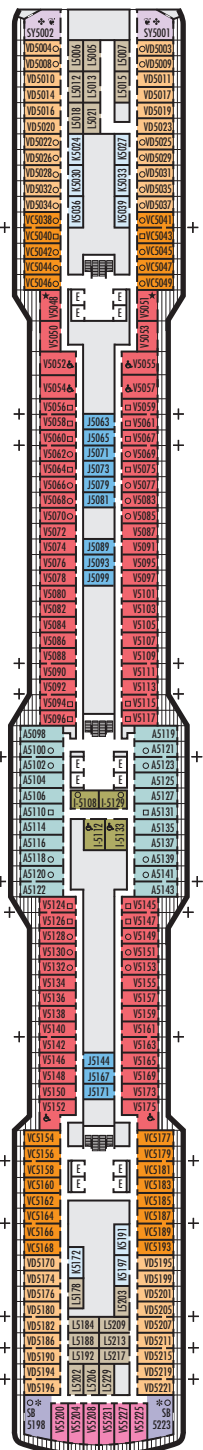
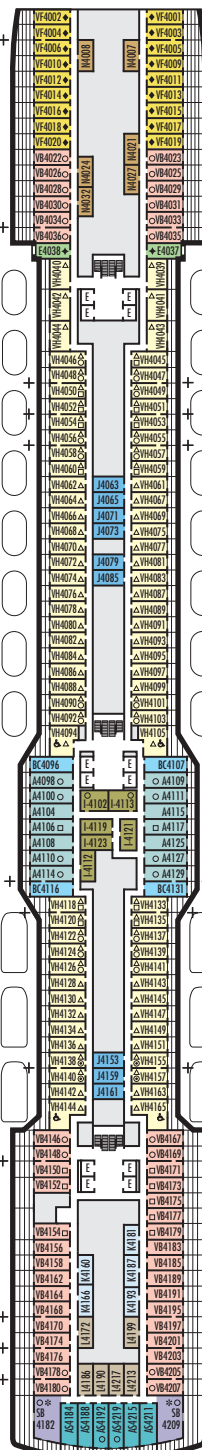
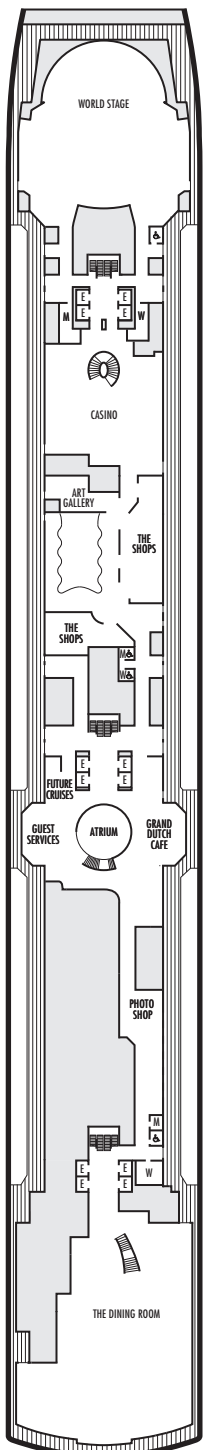
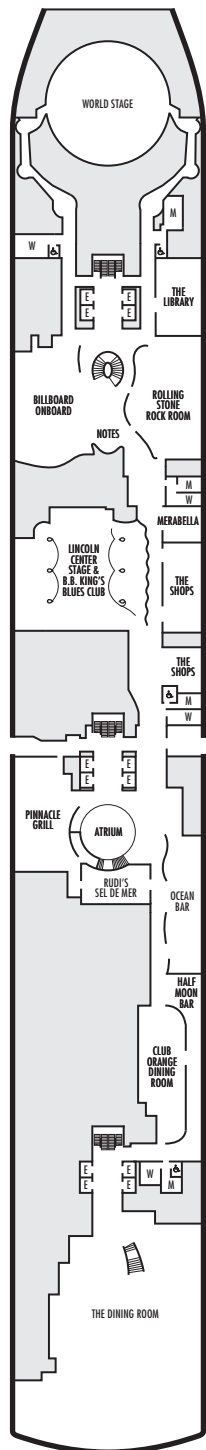
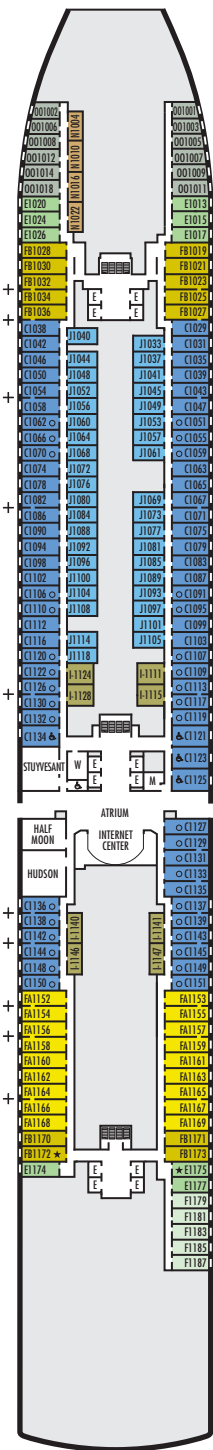
SCHUBERT DECK
Staterooms 7001-7196

NAVIGATION DECK
Staterooms 8001-8203

LIDO DECK

PANORAMA DECK
Staterooms 10001-10055

SUN DECK
Staterooms 11001-11060



STATEROOM SYMBOL LEGEND

- Quad (2 lower beds, 1 sofa bed, 1 upper)
- Triple (2 lower beds, 1 upper)
- Triple (2 lower beds, 1 sofa bed)
- ⊕ Double (2 lower beds convertible to 1 king-size bed, no Murphy bed)
- △ Partially obstructed view
- + Connecting rooms
- ◆ Floor-to-ceiling windows
- ◆ Shower only
- ◆ Uncovered verandah
- ◆ Staterooms have solid steel verandah railings instead of clear-view Plexiglas® railings
- ◆ Suites have part solid steel, part clear-view Plexiglas® verandah railings

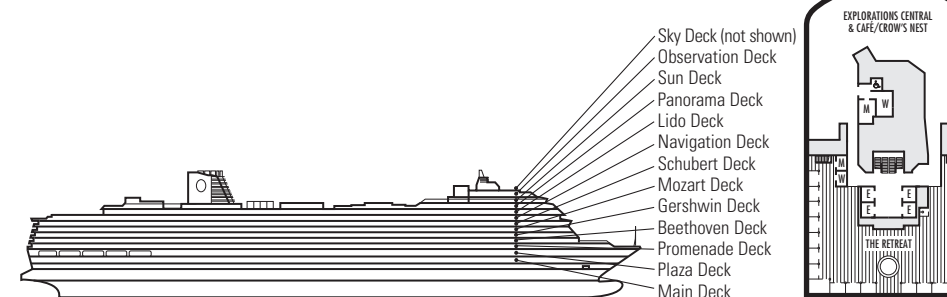
ACCESSIBILITY STATEROOM SYMBOL LEGEND

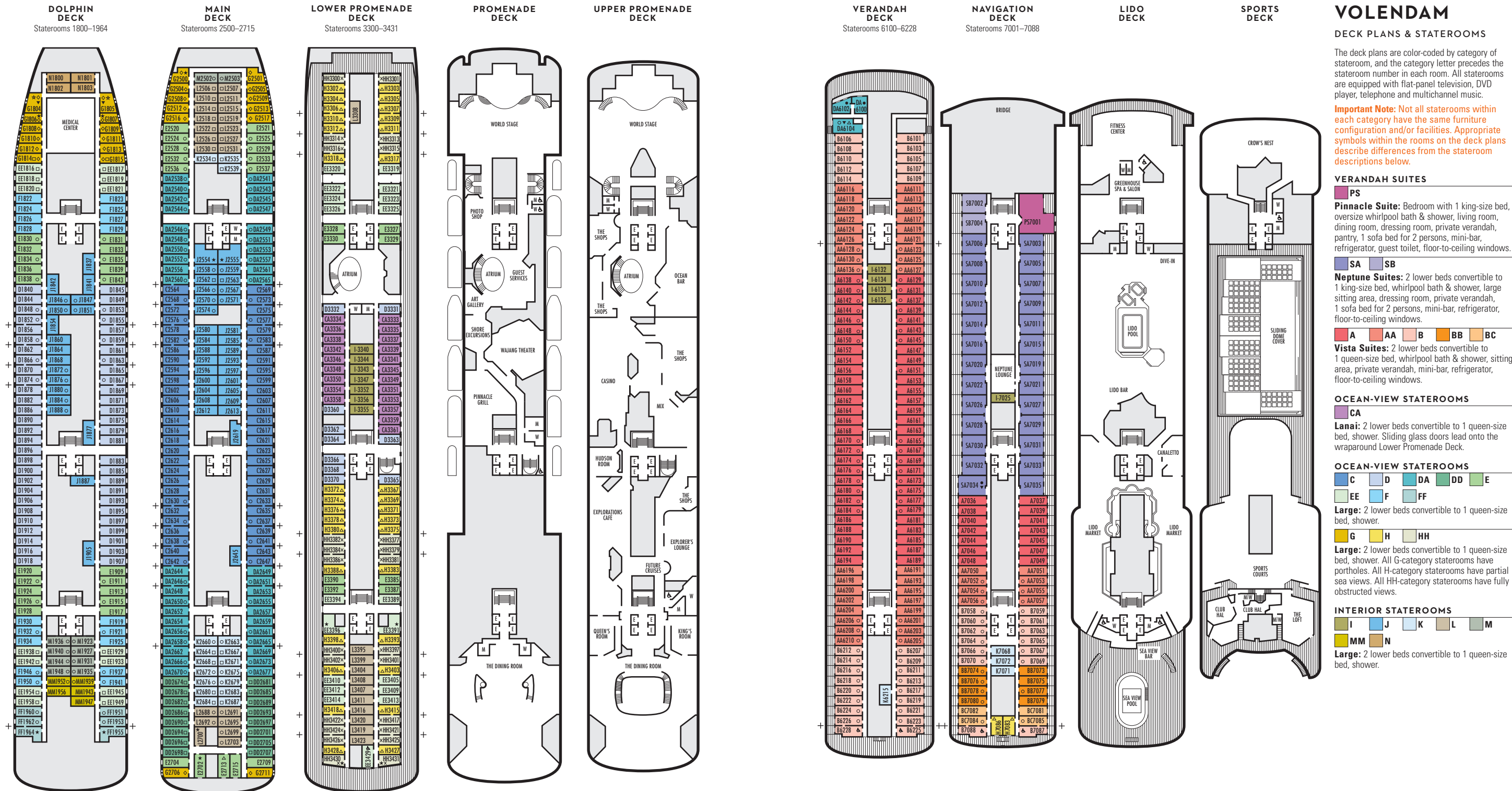
- ♿ **Fully Accessible:** Suites SA7094, A6150 & A6148, and staterooms VA8149, VA8147, VA8134, VA8132, I-7108, I-7099, I-6131, I-6116, V5175, V5152, I-5133, I-5112, V5057, V5055, V5054, V5052, VH4165, VH4144, VH4105, VH4094, C1134, C1125, C1123, C1121 have a roll-in shower only
- ★ **Ambulatory Accessible:** Suites B8103 & SA7085 and staterooms K11049, VB11040, VQ10033, VE8142, VD7049, K6185, VC6158, V5051, V5048, FB1172 & E1175 have a shower only with small step, step into bathroom, standard interior and exterior door size

For information regarding stateroom bedding configurations and accessibility features on our ships please visit the [Accessibility](#) section of our website.

SHIP SPECIFICATIONS & FACILITIES

- 2,668 Guests
- 1,048 Crew
- 99,836 Gross Tons
- 984 Feet Long
- 13 Guest Decks
- Wraparound Promenade Deck
- 13 Restaurants & Cafes
- 7 Entertainment Venues
- 12 Lounges/Bars
- 2 Outdoor Swimming Pools (one with sliding glass roof)
- Spa & Salon
- Fitness Center
- Suite Lounge
- Duty-free Shops
- Internet Center
- Onboard Wi-Fi Access
- Casino
- Sport Court





VOLENDAM

DECK PLANS & STATEROOMS

The deck plans are color-coded by category of stateroom, and the category letter precedes the stateroom number in each room. All staterooms are equipped with flat-panel television, DVD player, telephone and multichannel music.

Important Note: Not all staterooms within each category have the same furniture configuration and/or facilities. Appropriate symbols within the rooms on the deck plans describe differences from the stateroom descriptions below.

VERANDAH SUITES

PS
Pinnacle Suite: Bedroom with 1 king-size bed, oversize whirlpool bath & shower, living room, dining room, dressing room, private verandah, pantry, 1 sofa bed for 2 persons, mini-bar, refrigerator, guest toilet, floor-to-ceiling windows.

SA SB
Neptune Suites: 2 lower beds convertible to 1 king-size bed, whirlpool bath & shower, large sitting area, dressing room, private verandah, 1 sofa bed for 2 persons, mini-bar, refrigerator, floor-to-ceiling windows.

A AA B BB BC
Vista Suites: 2 lower beds convertible to 1 queen-size bed, whirlpool bath & shower, sitting area, private verandah, mini-bar, refrigerator, floor-to-ceiling windows.

OCEAN-VIEW STATEROOMS

CA
Lani: 2 lower beds convertible to 1 queen-size bed, shower. Sliding glass doors lead onto the wraparound Lower Promenade Deck.

OCEAN-VIEW STATEROOMS

C D DA DD E
EE F FF
Large: 2 lower beds convertible to 1 queen-size bed, shower.

G H HH
Large: 2 lower beds convertible to 1 queen-size bed, shower. All G-category staterooms have portholes. All H-category staterooms have partial sea views. All HH-category staterooms have fully obstructed views.

INTERIOR STATEROOMS

I J K L M
MM N
Large: 2 lower beds convertible to 1 queen-size bed, shower.

STATEROOM SYMBOL LEGEND

- Quad (2 lower beds, 1 sofa bed, 1 upper)
- Triple (2 lower beds, 1 sofa bed)
- ★ 2 lower beds not convertible to a queen-size
- △ Partial sea view
- × Fully obstructed view
- Bath tub & shower
- + Connecting rooms
- ◇ These staterooms have portholes instead of windows

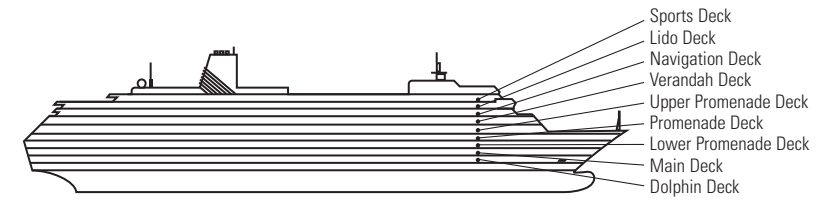
ACCESSIBILITY STATEROOM SYMBOL LEGEND

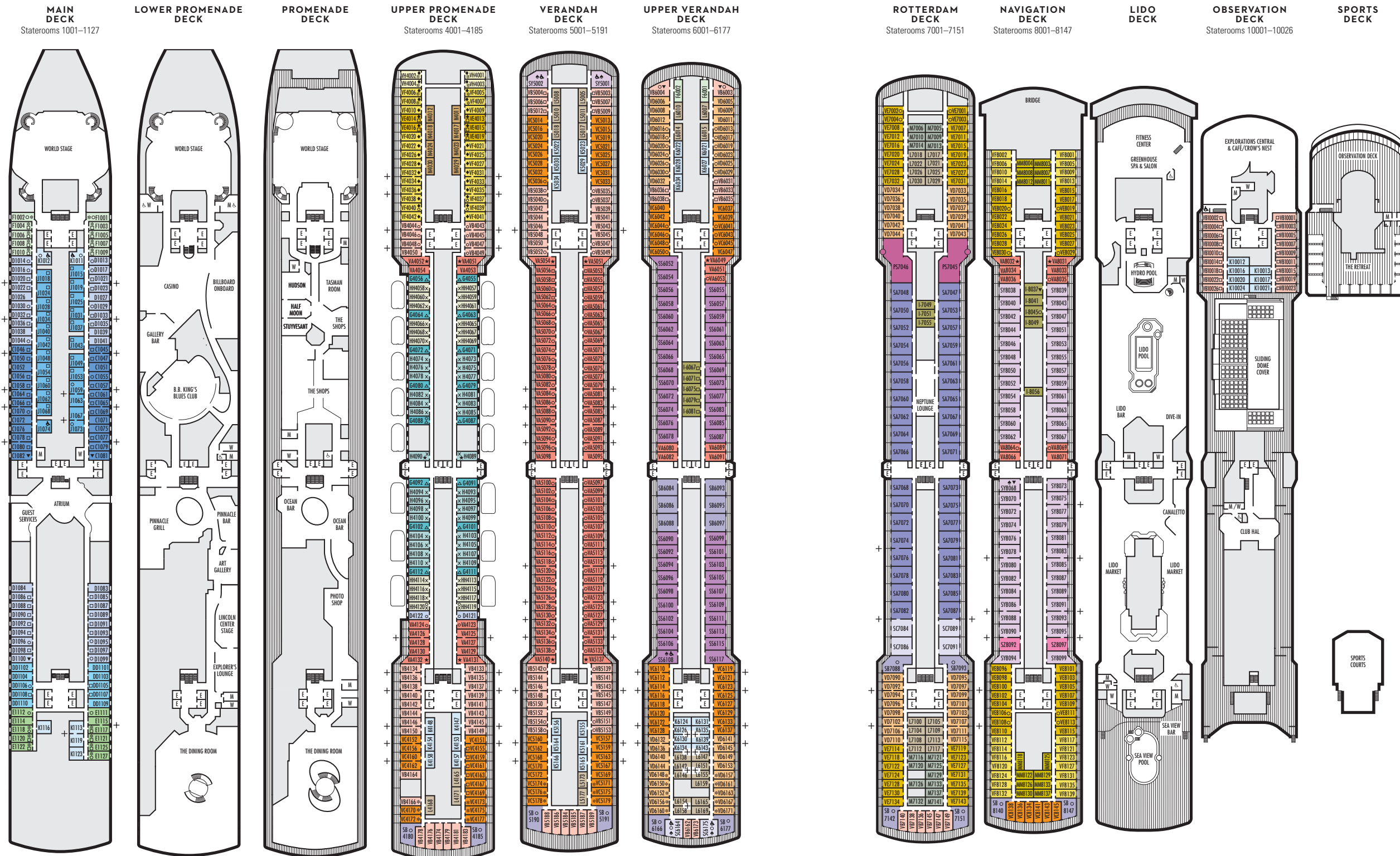
- ♿ Fully Accessible: Suites B7088, B7087, B6228 & B6225 and stateroom EE3429 have roll-in shower only
- ▼ Fully Accessible with Single Side Approach: Suite SA7034 has a bathtub & roll-in shower. Staterooms DA6104, G1805 & G1804 have a roll-in shower only.
- ★ Ambulatory Accessible: Staterooms EE3396, EE3391, HH3431, HH3430, E2702, L2700, J2555, J2554, G2500, FF1964, FF1955, G1807 & G1806 have a shower with no threshold

SHIP SPECIFICATIONS & FACILITIES

- 1,432 Guests
- 604 Crew
- 61,214 Gross Tons
- 780 Feet Long
- 9 Guest Decks
- Wraparound Promenade Deck
- 6 Restaurants & Cafes
- 6 Entertainment Venues
- 7 Lounges/Bars
- 2 Outdoor Swimming Pools (one with sliding glass roof)
- Spa & Salon
- Fitness Center
- Suite Lounge
- Duty-free Shops
- Library/Internet Cafe
- Onboard Wi-Fi Access
- Casino
- Sport Courts

For information regarding stateroom bedding configurations and accessibility features on our ships please visit the [Accessibility](#) section of our website.





WESTERDAM

DECK PLANS & STATEROOMS

The deck plans are color-coded by category of stateroom, and the category letter precedes the stateroom number in each room. All staterooms are equipped with interactive LED television with On Demand movies, programming and multichannel music; mini-bar; mini-safe; data port; telephone.

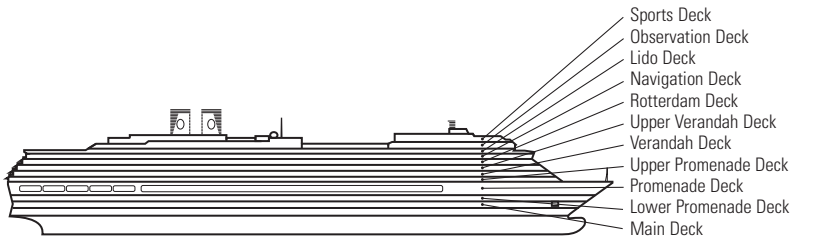
Important Note: Not all staterooms within each category have the same furniture configuration and/or facilities. Appropriate symbols within the rooms on the deck plans describe differences from the stateroom descriptions below.

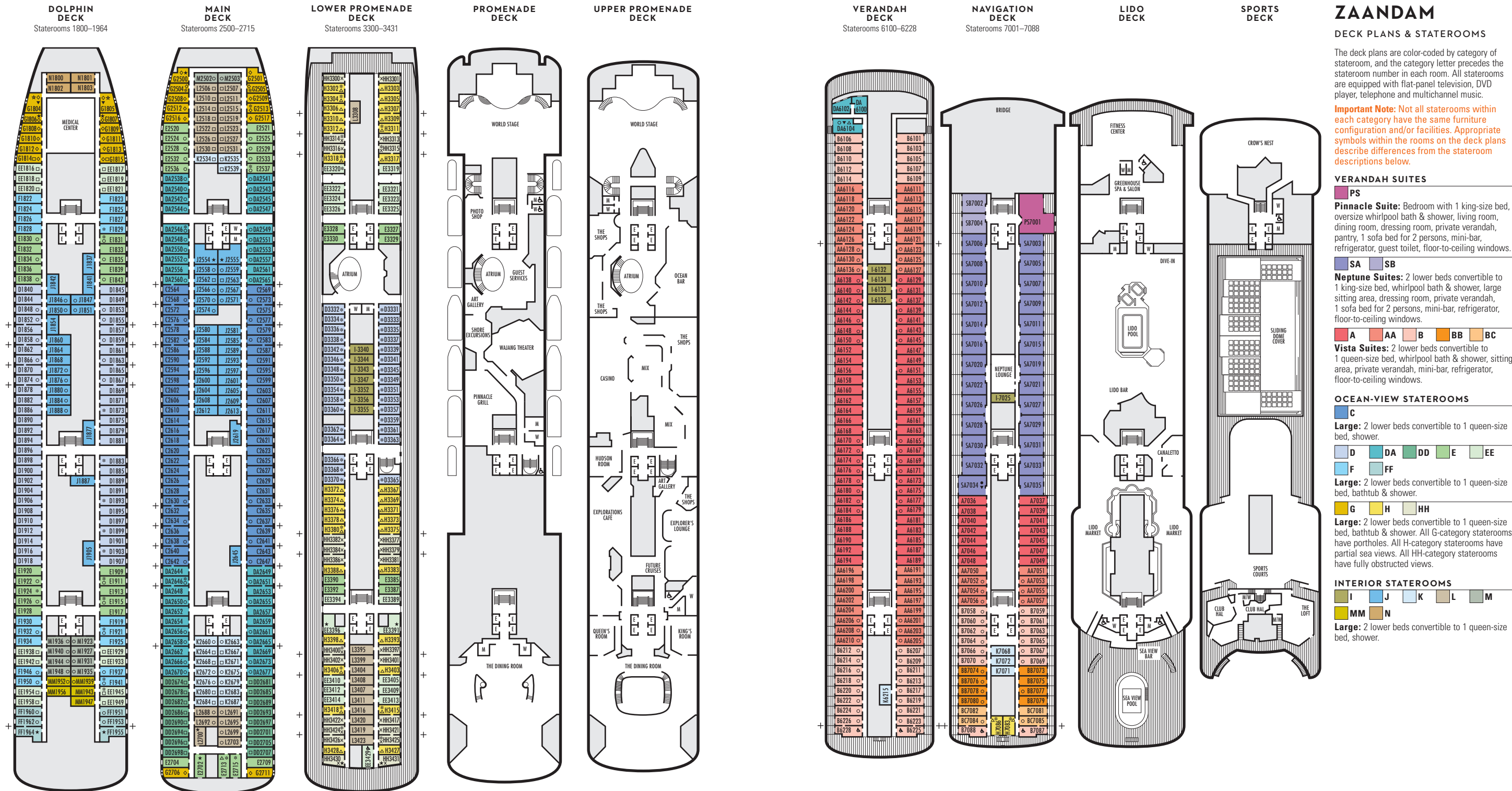
- VERANDAH SUITES**
- PS**
Pinnacle Suites: Bedroom with 1 king-size bed, oversize whirlpool bath & shower & additional shower stall, living room, dining room, dressing room, private verandah with whirlpool, pantry, 1 sofa bed for 2 persons, microwave, refrigerator, guest toilet, private stereo system, floor-to-ceiling windows.
 - SA SB SC**
Neptune Suites: 2 lower beds convertible to 1 king-size bed, bathroom with dual-sink vanity, full-size whirlpool bath & shower & additional shower stall, large sitting area, dressing room, private verandah, 1 sofa bed for 2 persons, floor-to-ceiling windows.
 - SS SY SZ**
Signature Suites: 2 lower beds convertible to 1 queen-size bed, bathroom with dual-sink vanity, full-size whirlpool bath & shower & additional shower stall, large sitting area, private verandah, 1 sofa bed for 1 person, floor-to-ceiling windows.
- VERANDAH STATEROOMS**
- VA VB VC VD VE**
Verandah: 2 lower beds convertible to 1 queen-size bed, bathtub & shower, sitting area, private verandah, floor-to-ceiling windows.
 - VF VH**
Verandah: 2 lower beds convertible to 1 queen-size bed, bathtub & shower.
- OCEAN-VIEW STATEROOMS**
- C D DD E F**
Large: 2 lower beds convertible to 1 queen-size bed, bathtub & shower.
 - G H HH**
Large: 2 lower beds convertible to 1 queen-size bed, bathtub & shower. All G-category staterooms have partial sea views. All H- & HH-category staterooms have fully obstructed views.
- INTERIOR STATEROOMS**
- I J K L M**
Large or Standard: 2 lower beds convertible to 1 queen-size bed, shower.

- STATEROOM SYMBOL LEGEND**
- Quad (2 lower beds, 1 sofa bed, 1 upper)
 - Triple (2 lower beds, 1 sofa bed)
 - △ Partial sea view
 - × Fully obstructed view
 - + Connecting rooms
 - ✦ Shower only
 - ♣ Single-sink vanity
 - ◆ Staterooms have solid steel verandah railings instead of clear-view Plexiglas® railings

- ACCESSIBILITY STATEROOM SYMBOL LEGEND**
- ♿ **Fully Accessible:** Suites SC6175 & SC6164 have a bathtub and roll-in shower. Suite SS6108 has a bathtub and separate transfer shower. Suites SY5002 & SY5001 have a bathtub and separate transfer shower, queen bed only to meet compliance spacing. J1074, K1012 & K1011 have a roll-in shower only.
 - ▼ **Fully Accessible with Single Side Approach:** Suite SY8068 has a bathtub and separate transfer shower, queen-size bed with wheelchair access to one side of the bed to meet compliance spacing requirements. Staterooms VB6004 & VB6003, have a roll-in shower, queen-size bed with wheelchair access to one side of the bed to meet compliance spacing requirements. Staterooms I-8037, D1100, C1082 & C1081 have a roll-in shower, 2 twin beds with wheelchair access between the beds for meeting compliance spacing requirements.
 - ★ **Ambulatory Accessible:** Staterooms VA8032, VA8031, VA6049, VA5140, VA5137, VA5054, VA5051, VA4132, VA4131, H4090, H4089, VA4052 & VA4051 have a shower with no threshold

- SHIP SPECIFICATIONS & FACILITIES**
- 1,964 Guests
 - 812 Crew
 - 82,305 Gross Tons
 - 936 Feet Long
 - 11 Guest Decks
 - Wraparound Promenade Deck
 - 6 Restaurants & Cafes
 - 8 Entertainment Venues
 - 10 Lounges/Bars
 - 2 Outdoor Swimming Pools (one with sliding glass roof)
 - Spa & Salon
 - Fitness Center
 - Suite Lounge
 - Duty-free Shops
 - Library/Internet Cafe
 - Onboard Wi-Fi Access
 - Casino
 - Sport Courts





ZAANDAM

DECK PLANS & STATEROOMS

The deck plans are color-coded by category of stateroom, and the category letter precedes the stateroom number in each room. All staterooms are equipped with flat-panel television, DVD player, telephone and multichannel music.

Important Note: Not all staterooms within each category have the same furniture configuration and/or facilities. Appropriate symbols within the rooms on the deck plans describe differences from the stateroom descriptions below.

VERANDAH SUITES

PS

Pinnacle Suite: Bedroom with 1 king-size bed, oversize whirlpool bath & shower, living room, dining room, dressing room, private verandah, pantry, 1 sofa bed for 2 persons, mini-bar, refrigerator, guest toilet, floor-to-ceiling windows.

SA SB

Neptune Suites: 2 lower beds convertible to 1 king-size bed, whirlpool bath & shower, large sitting area, dressing room, private verandah, 1 sofa bed for 2 persons, mini-bar, refrigerator, floor-to-ceiling windows.

A AA B BB BC

Vista Suites: 2 lower beds convertible to 1 queen-size bed, whirlpool bath & shower, sitting area, private verandah, mini-bar, refrigerator, floor-to-ceiling windows.

OCEAN-VIEW STATEROOMS

C

Large: 2 lower beds convertible to 1 queen-size bed, shower.

D DA DD E EE

F FF

Large: 2 lower beds convertible to 1 queen-size bed, bathtub & shower.

G H HH

Large: 2 lower beds convertible to 1 queen-size bed, bathtub & shower. All G-category staterooms have portholes. All H-category staterooms have partial sea views. All HH-category staterooms have fully obstructed views.

INTERIOR STATEROOMS

I J K L M

MM N

Large: 2 lower beds convertible to 1 queen-size bed, shower.

STATEROOM SYMBOL LEGEND

- Quad (2 lower beds, 1 sofa bed, 1 upper)
- Triple (2 lower beds, 1 sofa bed)
- ☆ 2 lower beds not convertible to a queen-size
- △ Partial sea view
- × Fully obstructed view
- Bath tub & shower
- ★ Shower only
- + Connecting rooms
- ◇ These staterooms have portholes instead of windows

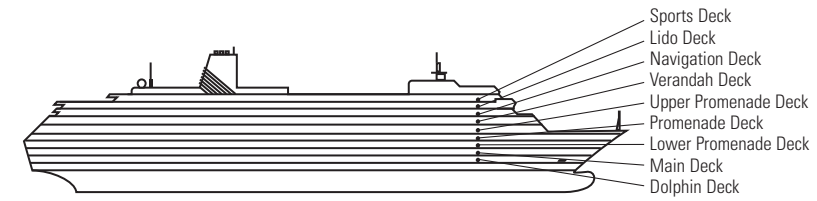
ACCESSIBILITY STATEROOM SYMBOL LEGEND

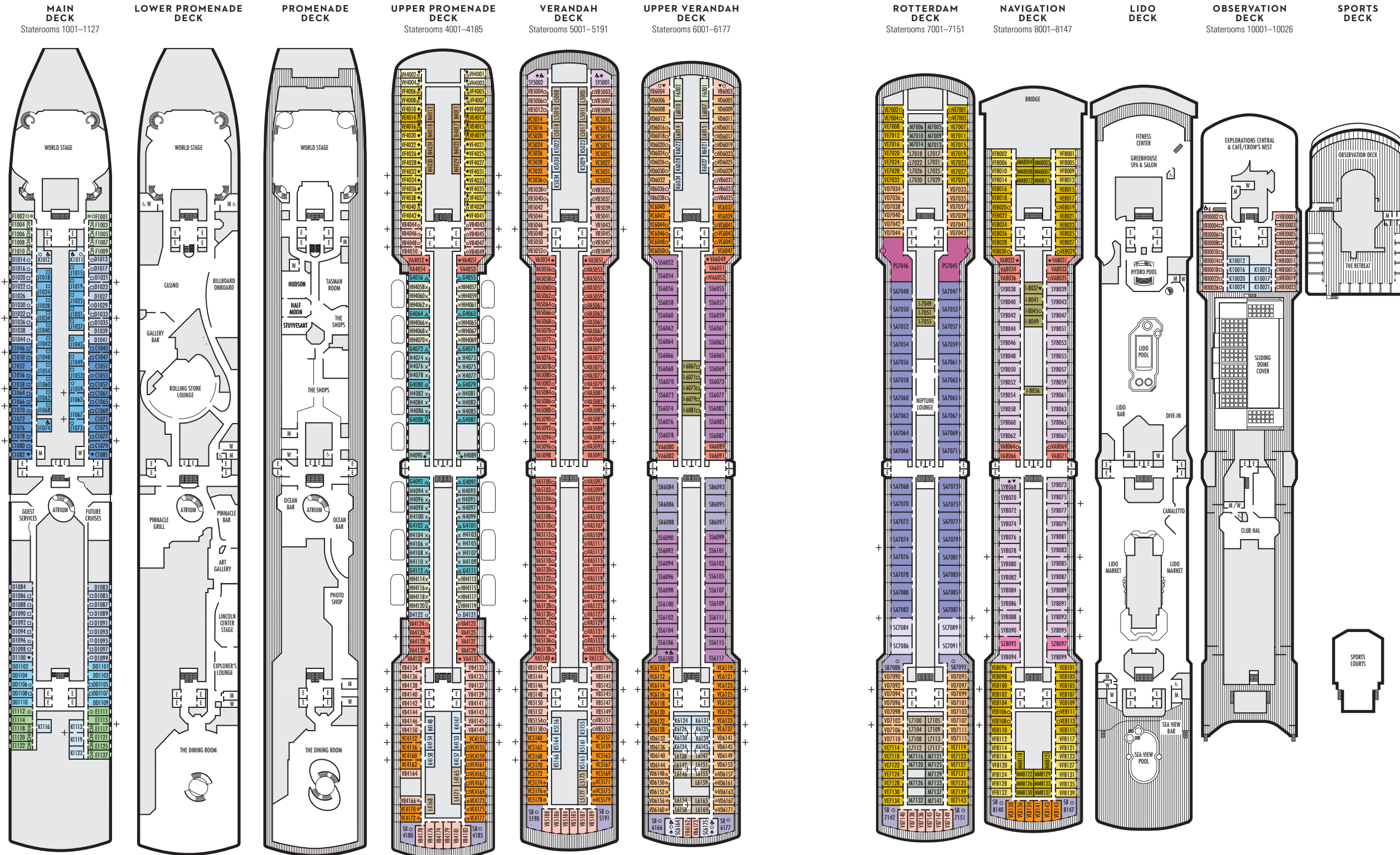
- ♿ **Fully Accessible:** Suites B7088, B7087, B6228 & B6225 and stateroom EE3429 have roll-in shower only
- ▼ **Fully Accessible with Single Side Approach:** Suite SA7034 has a bathtub & roll-in shower. Staterooms DA6104, G1805 & G1804 have a roll-in shower only.
- ★ **Ambulatory Accessible:** Staterooms EE3396, EE3391, HH3431, HH3430, E2702, L2700, J2555, J2554, G2500, FF1964, FF1955, G1807 & G1806 have a shower with no threshold

For information regarding stateroom bedding configurations and accessibility features on our ships please visit the [Accessibility](#) section of our website.

SHIP SPECIFICATIONS & FACILITIES

- 1,432 Guests
- 604 Crew
- 61,214 Gross Tons
- 780 Feet Long
- 9 Guest Decks
- Wraparound Promenade Deck
- 6 Restaurants & Cafes
- 6 Entertainment Venues
- 7 Lounges/Bars
- 2 Outdoor Swimming Pools (one with sliding glass roof)
- Spa & Salon
- Fitness Center
- Suite Lounge
- Duty-free Shops
- Library/Internet Cafe
- Onboard Wi-Fi Access
- Casino
- Sport Courts





ZUIDERDAM

DECK PLANS & STATEROOMS

The deck plans are color-coded by category of stateroom, and the category letter precedes the stateroom number in each room. All staterooms are equipped with interactive LED television with On Demand movies, programming and multichannel music; mini-bar; mini-safe; data port; telephone.

Important Note: Not all staterooms within each category have the same furniture configuration and/or facilities. Appropriate symbols within the rooms on the deck plans describe differences from the stateroom descriptions below.

- VERANDAH SUITES**
 - PS**

Pinnacle Suites: Bedroom with 1 king-size bed, oversize whirlpool bath & shower & additional shower stall, living room, dining room, dressing room, private verandah with whirlpool, pantry, 1 sofa bed for 2 persons, microwave, refrigerator, guest toilet, private stereo system, floor-to-ceiling windows.
 - SA SB SC**

Neptune Suites: 2 lower beds convertible to 1 king-size bed, bathroom with dual-sink vanity, full-size whirlpool bath & shower & additional shower stall, large sitting area, dressing room, private verandah, 1 sofa bed for 2 persons, floor-to-ceiling windows.
 - SS SY SZ**

Signature Suites: 2 lower beds convertible to 1 queen-size bed, bathroom with dual-sink vanity, full-size whirlpool bath & shower & additional shower stall, large sitting area, private verandah, 1 sofa bed for 1 person, floor-to-ceiling windows.
- VERANDAH STATEROOMS**
 - VA VB VC VD VE**

Verandah: 2 lower beds convertible to 1 queen-size bed, bathtub & shower, sitting area, private verandah, floor-to-ceiling windows.
 - VF VH**

Ocean-View Staterooms:

 - C D DD E F**

Large: 2 lower beds convertible to 1 queen-size bed, bathtub & shower.
 - G H HH**

Large: 2 lower beds convertible to 1 queen-size bed, bathtub & shower. All G-category staterooms have partial sea views. All H- & HH-category staterooms have fully obstructed views.
- INTERIOR STATEROOMS**
 - I J K L M**

Large or Standard: 2 lower beds convertible to 1 queen-size bed, shower.

STATEROOM SYMBOL LEGEND

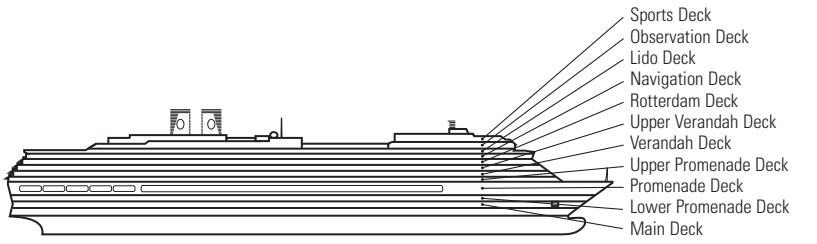
- Quad (2 lower beds, 1 sofa bed, 1 upper)
- Triple (2 lower beds, 1 sofa bed)
- △ Partial sea view
- × Fully obstructed view
- + Connecting rooms
- ✦ Shower only
- ♣ Single-sink vanity
- ◆ Staterooms have solid steel verandah railings instead of clear-view Plexiglas® railings

ACCESSIBILITY STATEROOM SYMBOL LEGEND

- ♿ **Fully Accessible:** Suites SC6175 & SC6164 have a bathtub and roll-in shower. Suite SS6108 has a bathtub and separate transfer shower. Suites SY5002 & SY5001 have a bathtub and separate transfer shower, queen bed only to meet compliance spacing. J1074, K1012 & K1011 have a roll-in shower only.
- ▼ **Fully Accessible with Single Side Approach:** Suite SY8068 has a bathtub and separate transfer shower, queen-size bed with wheelchair access to one side of the bed to meet compliance spacing requirements. Staterooms VB6004 & VB6003, have a roll-in shower, queen-size bed with wheelchair access to one side of the bed to meet compliance spacing requirements. Staterooms I-8037, D1100, C1082 & C1081 have a roll-in shower, 2 twin beds with wheelchair access between the beds for meeting compliance spacing requirements.
- ★ **Ambulatory Accessible:** Staterooms VA8032, VA8031, VA6049, VA5140, VA5137, VA5054, VA5051, VA4132, VA4131, H4090, H4089, VA4052 & VA4051 have a shower with no threshold

SHIP SPECIFICATIONS & FACILITIES

- 1,964 Guests
- 812 Crew
- 82,305 Gross Tons
- 936 Feet Long
- 11 Guest Decks
- Wraparound Promenade Deck
- 6 Restaurants & Cafes
- 8 Entertainment Venues
- 10 Lounges/Bars
- 2 Outdoor Swimming Pools (one with sliding glass roof)
- Spa & Salon
- Fitness Center
- Suite Lounge
- Duty-free Shops
- Library/Internet Cafe
- Onboard Wi-Fi Access
- Casino
- Sport Courts





Holland America Line®
SAVOR THE JOURNEY

HOLLAND AMERICA LINE FLEET



Eurodam



Koningsdam



Nieuw Amsterdam



Nieuw Statendam



Noordam



Oosterdam



Rotterdam



Volendam



Westerdam



Zaandam



Zuiderdam