

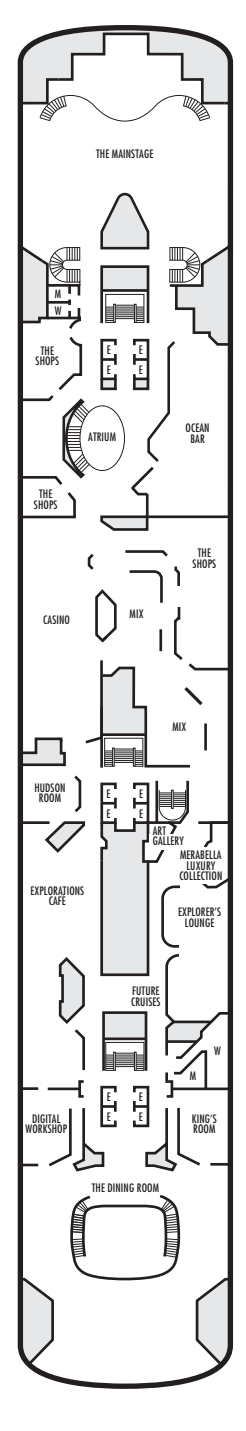
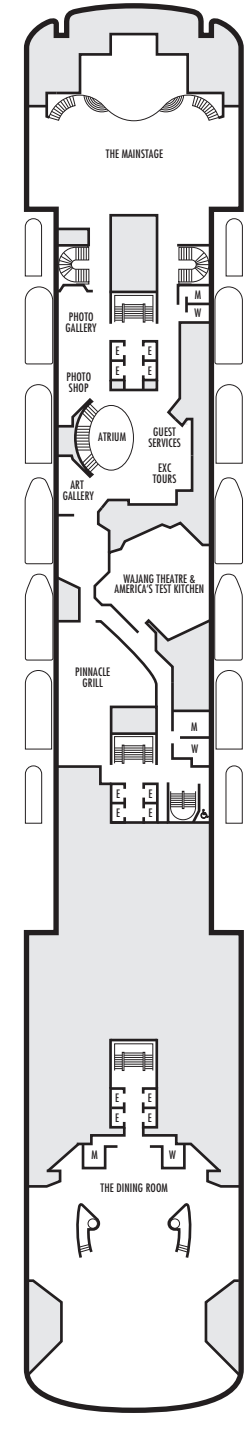
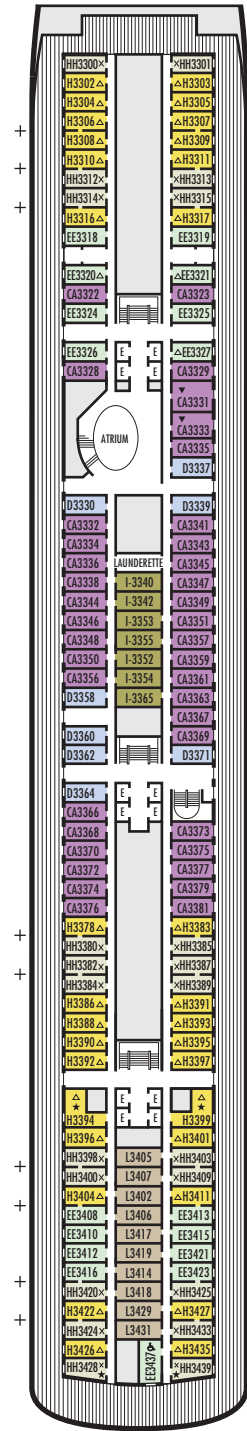
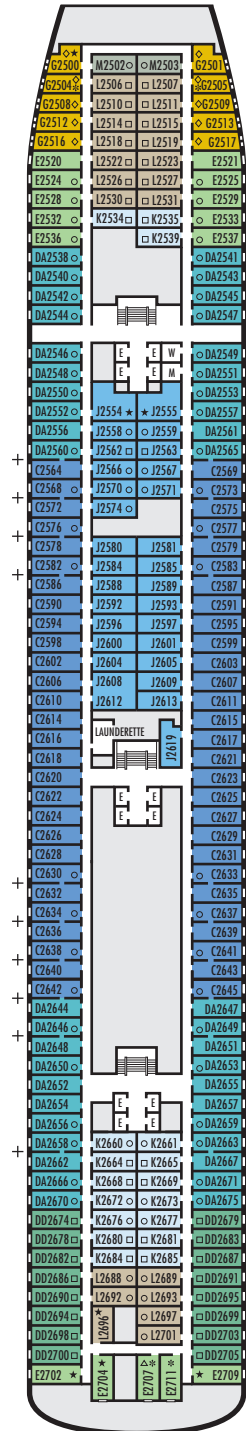
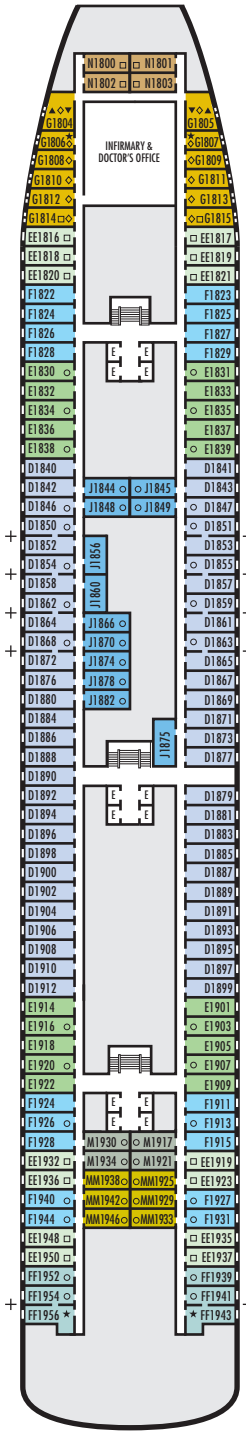
**DOLPHIN DECK**  
Staterooms 1800–1956

**MAIN DECK**  
Staterooms 2500–2711

**LOWER PROMENADE DECK**  
Staterooms 3300–3439

**PROMENADE DECK**

**UPPER PROMENADE DECK**



**STATEROOM SYMBOL LEGEND**

- Quad (2 lower beds, 1 sofa bed, 1 upper)
- Triple (2 lower beds, 1 sofa bed)
- ▲ 2 lower beds
- △ Partial sea view
- × Fully obstructed view
- \* Shower only
- Bathtub & shower
- ⊕ Connecting rooms
- ◇ These staterooms have portholes instead of windows

**ACCESSIBILITY STATEROOM SYMBOL LEGEND**

- ♿ Suites AA7061 & AA6223 and stateroom EE3437 are fully accessible, roll-in shower only
- ▼ Suites SB7041 & SB7040 are fully accessible with single side approach to the bed, bathtub & roll-in shower. Staterooms CQ6104, CA3333, CA3331, G1805 & G1804 are fully accessible with single side approach to the bed, roll-in shower only.
- ★ Staterooms HH3439, HH3428, H3399, H3394, E2709, E2704, E2702, L2696, J2555, J2554, G2500, FF1956, FF1943, G1807 & G1806 are ambulatory accessible, roll-in shower only

**SHIP SPECIFICATIONS & FACILITIES**

- 1,404 Guests
- 603 Crew
- 59,885 Gross Tons
- 781 Feet Long
- 9 Guest Decks
- Wrap-around Promenade Deck
- 7 Restaurants & Cafes
- 6 Entertainment Venues
- 7 Lounges/Bars
- 2 Outdoor Swimming Pools (one with sliding glass roof)
- Spa & Salon
- Fitness Center
- Suite Lounge
- Duty-free Shops
- Library/Internet Cafe
- Onboard Wi-Fi Access
- Casino
- Sport Courts

**VERANDAH DECK**  
Staterooms 6100–6240

**NAVIGATION DECK**  
Staterooms 7001–7076

**LIDO DECK**

**SPORTS DECK**

**MS ROTTERDAM**

**DECK PLANS & STATEROOMS**

The deck plans are color-coded by category of stateroom, and the category letter precedes the stateroom number in each room. All staterooms are equipped with flat-panel television, DVD player, telephone and multichannel music.

**Important Note:** Not all staterooms within each category have the same furniture configuration and/or facilities. Appropriate symbols within the rooms on the deck plans describe differences from the stateroom descriptions below.

**VERANDAH SUITES**

**PS**

**Pinnacle Suites:** Bedroom with 1 king-size bed, oversize whirlpool bath & shower, living room, dining room, dressing room, private verandah, pantry, 1 sofa bed for 2 persons, mini-bar, refrigerator, guest toilet, floor-to-ceiling windows.

**SA SB**

**Neptune Suites:** 2 lower beds convertible to 1 king-size bed, whirlpool bath & shower, large sitting area, dressing room, private verandah, 1 sofa bed for 2 persons, mini-bar, refrigerator, floor-to-ceiling windows.

**A AA BQ B BB**

**BC**  
**Vista Suites:** 2 lower beds convertible to 1 queen-size bed, whirlpool bath & shower, sitting area, private verandah, mini-bar, refrigerator, floor-to-ceiling windows.

**OCEAN-VIEW STATEROOMS**

**CA**

**Lanai:** 2 lower beds convertible to 1 queen-size bed, bathtub & shower. Sliding glass doors lead onto the wraparound Lower Promenade Deck.

**CQ C D DA DD**

**E EE F FF**  
**Large:** 2 lower beds convertible to 1 queen-size bed, bathtub & shower.

**G H HH**

**Large:** 2 lower beds convertible to 1 queen-size bed, bathtub & shower. All G-category staterooms have partial sea views. All H-category staterooms have fully obstructed views.

**INTERIOR STATEROOMS**

**I J K L M**

**MM N**  
**Large:** 2 lower beds convertible to 1 queen-size bed, shower.

▼ Spa Suites and Staterooms. Opt for the serenity of a Spa Suite or Stateroom, featuring modern spa amenities.

